



THE

4

GRAN COUPÉ

YOUR WORLD. My BMW.



The direct connection to your vehicle and the world of BMW: Conveniently check the vehicle status with the new My BMW App, access functions remotely, make a service appointment, plan trips and much more – this way, the app becomes your daily mobility companion.

Try it out for yourself and install the My BMW App from your Google play or App Store.



This feature is only available in conjunction with ConnectedDrive Services and a compatible smartphone. The availability and functions of the My BMW App depend on the vehicle model and may vary depending on the market.



Highlights

- Exterior and interior design
- Driving dynamics
- Connectivity
- Comfort and functionality

Vehicle types

Models

- Base
- M Sport package
- M Sport package Pro
- BMW M440i xDrive

Equipment

Exterior colour world

Interior Colours

Wheels and tyres

BMW Individual

Original BMW Accessories and

BMW M Performance Parts

Technical values

BMW Services

BMW M440i xDrive Gran Coupé:

19" M light-alloy wheels double-spoke style 861 M Bicolour with mixed tyres, exterior colour in BMW Individual Aventurine Red metallic, sports seats in 'Vernasca' leather | Black/contrast stitching in blue, Aluminium Tetragon M interior trim.

The models illustrated in this medium show the equipment and configuration options (standard and optional) for vehicles produced by BMW AG for the German market. Alterations in standard and optional equipment and the configurations available for the different models may occur after 03/21/2022, the editorial deadline for this medium, or according to the specific requirements of other member states of the European Union. Your local BMW Partner is available to provide further details. Subject to change in design and equipment. Of course, each vehicle is designed for economical recycling after its long-running life. You can find more information regarding your end-of-life vehicle on our website www.bmw.com/recycling.

CONQUERS IN SECONDS. AGAIN AND AGAIN.



IRRESISTIBILITY DOESN'T ARISE FROM THE INTENTION TO PLEASE. IT BEGINS WHERE SOMETHING STANDS ON ITS OWN – AND PROVES ITSELF THE MOMENT IT SPARKS UNCONDITIONAL EXCITEMENT.

IRRESISTIBILITY MEANS BEING CAPTIVATING AT FIRST SIGHT - AND INTENSIFYING THIS EFFECT WITH EVERY PASSING MOMENT.

SETTING BENCHMARKS WHERE COMPARISON GETS YOU NOWHERE: THAT'S TRUE ATTRACTION.

FOLLOW YOUR FEELING:
THE BMW 4 SERIES GRAN COUPÉ.





THE DYNAMIC SIDE OF PERFORMANCE ART.

The BMW 4 Series Gran Coupé's design unveils complete unity of an engagingly sporty character and a comfortably spacious interior for up to five people. On the exterior, striking iconic elements meet forming forms. The BMW 4 Series Gran Coupé draws attention from every angle, as is clear from the admiring looks that follow its every move.



ATHLETIC ELEGANCE FOR ADVENTURES INVOLVING DAY-TO-DAY DRIVING PLEASURE: THE FRONT.

The BMW 4 Series Gran Coupé dominates the road with its stylish elegance and athletic self-confidence, not least thanks to the classic M design themes in the top-of-the-range BMW M440i xDrive model. The characteristic double kidney grille sets the tone at the front and, framed by the sculptural shape of the bonnet, will ensure all eyes are on you. Coupled with the side air inlets, this creates a newly interpreted front section split into three, once again amplifying the dynamic personality of the BMW 4 Series Gran Coupé.



□ Typically full of character: the signature four-eyed face with elegantly streamlined headlights. Blue accents in the light tubes visibly showcase the integrated **laser technology** and enhance the overall high-tech, cutting-edge impression of the front of the vehicle.

■ The wide vertical **double kidney grille** is positioned as a dominant feature right in the centre of the vehicle front. It is framed from below by a wide U-shape and from above by the sculptural lines of the bonnet, with its hexagonal grille design reinforcing the impression of high-quality dynamism when viewed from the front.



FLUENT AND SPORTY:
THE SIDE VIEW.

From the side, the true allure of the BMW 4 Series Gran Coupé is there for all to see: elegantly designed, its low optical centre of gravity with full four-door comfort will leave you yearning for its dynamic yet practical driving experience, which you'll want to enjoy day after day. With its elongated lines flowing towards a muscular shoulder section, there's no doubt that this is something that cannot be described by horsepower alone.



□ The **M mirror caps¹** come in Black high-gloss, providing a visual highlight and accentuating the sporty nature of the BMW 4 Series Gran Coupé once again in a special way.

■ The **flush-mounted integrated door handles** blend seamlessly into the bodywork, and give the impression more than ever that the vehicle has been modelled as a single cast part when viewed side-on.

¹ Only available for M440i xDrive.
The availability of some equipment, functions, and digital services depends on engine variants or additional optional equipment. The offer structure as well as market and

production availability may vary. For detailed information on availability, terms and costs, please contact your local BMW partner.

HAVING EVERYTHING IN SIGHT HAS NEVER FELT SO GOOD: THE INTERIOR.

The interior of the BMW 4 Series Gran Coupé combines breathtaking design with unrivalled comfort for pure driving pleasure. Its clear driver orientation adds to the impression of absolute control, while a sporty, enclosed seat feel and high-quality craftsmanship on the materials on the interior provide the driver and all passengers with that feeling of unique exclusivity. Interior design so good you just want to share it: the interior provides the room and comfort for five people to enjoy this extraordinary experience.



□ Absolute control and the ultimate in convenience amidst a sporty design: all operating elements and information display in the cockpit is focused on the driver. Thanks to precise edges and stylish galvanised accents, they reinforce the feeling of pure driving indulgence and exclusivity.



▣ The BMW 4 Series Gran Coupé with BMW Individual full leather trim Merino.



■ This **high-quality five-seater** has plenty of space for up to three people in the back. Stylish rear seats and the galvanised Pearl Chrome decorative element replicated from the front doors combine a luxurious feeling of space with exceptional design expertise.



INSPIRE YOUR INNER GREATNESS.

Enough space for even the biggest of dreams: the spacious luggage compartment of the BMW 4 Series Gran Coupé has a capacity of 470 litres. An additional storage compartment under the luggage compartment floor also adds a further 38 litres to the storage space. The longitudinal design is split into a number of functional sections and is easily accessible. Together with the primary luggage compartment, large side storage compartments behind the wheel arches provide enough space to store tool boxes and first aid kits.



The availability of some equipment, functions, and digital services depends on engine variants or additional optional equipment. The offer structure as well as market and

production availability may vary. For detailed information on availability, terms and costs, please contact your local BMW partner.

ATHLETE WITHIN AN AESTHETE.

Sparks a passion every time it accelerates, over and over again: The BMW 4 Series Gran Coupé impresses with total driving pleasure from the first instant. Accurate self-steering properties, superior power development and invigorating agility come together to form typical BMW handling that creates the ultimate driving pleasure experience, including unique vehicle efficiency – regardless of the route you choose.



□ The **variable sport steering**¹ even further enhances the sporty feel of the BMW 4 Series Gran Coupé. It enables intuitive, direct and agile handling together with lower physical effort when steering. Driving Experience Control can be used to adjust the tuning, meaning your BMW 4 Series Gran Coupé is ideally prepared, even for everyday situations.

□ The **adaptive M suspension**, designed for fantastic driving precision, markedly enhances the sporty feel, while retaining maximum comfort. Depending on the road surface and your personal preferences, you can choose more high-performance or more comfortable tuning with the driving experience control.

■ Standard equipment □ Optional equipment

¹ Standard for M440i xDrive.
The availability of some equipment, functions, and digital services depends on engine variants or additional optional equipment. The offer structure as well as market and

production availability may vary. For detailed information on availability, terms and costs, please contact your local BMW partner.



THE HEART OF ANY BMW M IS ITS COMBUSTION ENGINE.

The state-of-the-art engine once again brings out the sheer emotion and pure sporty character of your BMW 4 Series Gran Coupé. With plenty of fuel reserves and fantastic acceleration from a standing start, you're ideally equipped for any motor sport adventure, even in the top engine speed range.



■ The M440i xDrive engine will immediately set any sports car driver's heart racing: With the **M TwinPower Turbo inline 6-cylinder petrol engine¹**, this car sprints forward even with just a gentle press on the accelerator pedal – a powerful car with a need for speed and a sound that turns any journey into an acoustic masterclass.



1 Only available for M440i xDrive.
The availability of some equipment, functions, and digital services depends on engine variants or additional optional equipment. The offer structure as well as market and

production availability may vary. For detailed information on availability, terms and costs, please contact your local BMW partner.

LIBERTY STARTS WITH NETWORKING.

Leave everything behind – but stay connected to what is important to you: In the BMW 4 Series Gran Coupé, comprehensive connectivity and infotainment features will ensure that you're at the heart of the action on every journey – no matter where you're headed.





□ BMW Live Cockpit Professional with its large curved display expands BMW Live Cockpit Plus with a full-colour head-up display. This projects driving information such as speed or navigation instructions directly into the field of vision – for a better overview and more safety.

□ Whether you want information on the current traffic situation or on parking spaces at your destination: With fantastic connectivity, the functions of the **Connected Package Professional** always keep you up to date, and what's more, they can be voice controlled.

1 The information in the BMW Head-Up Display is not fully visible when viewed through polarised sunglasses. Content shown will depend on the equipment options chosen. Further optional equipment is required to display specific items. The availability of some equipment, functions, and digital services depends on engine variants or additional optional equipment. The offer structure as well as market and production availability may vary. For detailed information on availability, terms and costs, please contact your local BMW partner.

MODEL VARIANTS AT A GLANCE.

BASE

The BMW 4 Series Gran Coupé combines elegance and dynamism, and will make sure you'll be seeking a new driving adventure every day.



M SPORT PACKAGE



The BMW 4 Series Gran Coupé with M Sport package takes the thrill of pure driving pleasure to the max, squeezing every last drop of exhilaration from each kilometre.

M SPORT PACKAGE PRO



Thanks to those additional extras such as the Sprint function and design highlights like an M rear spoiler in high-gloss Black, you'll get maximum driving pleasure from your BMW 4 Series Gran Coupé with the M Sport package Pro.

BMW M AUTOMOBILES

BMW M440i xDRIVE



The BMW M440i xDrive Gran Coupé inspires passion for the road with its outstandingly dynamic design features and dedication to performance.

BASE.



■ The black Sport leather steering wheel with a thick rim and contoured thumb rests has an exceptionally pleasant, high-grip feel.



■ The Sport seats for driver and front passenger provide optimum lateral support with their raised side bolsters and manually adjustable thigh support. The fore-and-aft position, seat height and seat angle can be adjusted manually.



■ 17" light alloy wheels V-spoke style 851 Silver Grey uni, wheel size 7.5J x 17 with 225/55 R17 tyres.



□ 18" light alloy wheels Double-spoke style 853 Bicolour Dark Grey, gloss-lathed, wheel size 8.5J x 18 with 245/45 R18 tyres.

SELECTED BASE MODEL EXTERIOR EQUIPMENT FEATURES:

- LED headlights
- Taillights with LED technology
- Standard suspension
- 17" light alloy wheels V-spoke style 851

SELECTED BASE MODEL INTERIOR EQUIPMENT FEATURES:

- BMW Live Cockpit Plus
- Sport leather steering wheel
- Automatic air conditioning
- Stereo speaker system
- Steptronic transmission
- Standard seat for driver and front passenger
- Cloth/Sensatec combination | Black
- High-gloss Black interior trim
- Floor mats in velour

The availability of some equipment, functions, and digital services depends on engine variants or additional optional equipment. The offer structure as well as market and production availability may vary. For detailed information on availability, terms and costs, please contact your local BMW partner.

■ Standard equipment □ Optional equipment

M SPORT PACKAGE.



■ The M Leather steering wheel including multifunction buttons, an M badge and an integrated driver-side airbag is featured in three-spoke design. With a reinforced steering wheel rim in leather 'Walknappa' Black with black stitching and contoured thumb rests, it provides a direct, athletic steering sensation.



■ For optimal lateral support, you can adapt the driver's seat with integrated backrest width adjustment to suit your respective body dimensions. The air elements in the side bolsters are inflated more to create a narrower backrest width. Pressure is decreased in order to give greater width.



■ 18" M aerodynamic wheels 858 M Bicolour Black Grey, gloss-lathed, wheel size 8.5J x 18 with 245/45 R18 tyres.



□ 19" M light alloy wheels Y-spoke style 859 M Bicolour Jet Black uni with mixed tyres, gloss-lathed, wheel size front 8.5J x 19 with 245/40 R19 tyres, wheel size rear 9J x 19 with 255/40 R19 tyres.

M SPORT PACKAGE EXTERIOR EQUIPMENT:

- M Aerodynamics package with front apron, side sills and rear apron in vehicle colour with two-piece diffuser insert in Dark Shadow metallic and Black high-gloss
- 18" M aerodynamic wheels 858 M Bicolour; other wheels available
- M Sport suspension incl. Variable sport steering; other suspensions available
- M high-gloss Shadow Line, alternatively Exterior Line Aluminium satinised
- M designation on the sides
- Roof trim strip in vehicle colour
- Tailpipe trims in Chrome high-gloss, alternatively in Black high-gloss
- Exclusive M Portimao Blue metallic paintwork or M Brooklyn Grey metallic; other paintwork available

M SPORT PACKAGE INTERIOR EQUIPMENT:

- M entry sills
- M driver footrest and M pedals
- Sport seats for the driver and front passenger in Alcantara/Sensatec combination with perforation and Blue contrast stitching; other upholsteries available
- Seat backrest width adjustment
- M leather steering wheel
- Vehicle key with exclusive M logo
- M anthracite headliner
- M interior trim finishers in Aluminium Tetragon; other trims available

The availability of some equipment, functions, and digital services depends on engine variants or additional optional equipment. The offer structure as well as market and production availability may vary. For detailed information on availability, terms and costs, please contact your local BMW partner.

■ Standard equipment □ Optional equipment

M SPORT PACKAGE PRO.



■ The M lights Shadow Line include a black finish of all chrome elements in the headlights, creating an unmistakable design.



■ The 8-speed Steptronic Sport transmission offers incredibly sporty gear changes. Whether automatic or manual using gearshift paddles or selector lever.



□ 19" M light alloy wheels Y-spoke style 859 M Bicolour Jet Black uni with mixed tyres, gloss-lathed, wheel size front 8.5J x 19 with 245/40 R19 tyres, wheel size rear 9J x 19 with 255/40 R19 tyres.

M SPORT PACKAGE PRO EXTERIOR EQUIPMENT FEATURES:

- M lights Shadow Line
- M high-gloss Shadow Line exterior trim with extended elements
- M rear spoiler in Black Sapphire
- M Sport brake with brake callipers in Red high-gloss and M designation, alternatively with brake callipers in Blue metallic
- M light alloy wheels from the M Sport package, optional sport tyres

M SPORT PACKAGE PRO INTERIOR EQUIPMENT FEATURES:

- M seat belts
- HiFi loudspeaker system, optionally Harman Kardon surround sound system
- Sporty sound setting in the interior in the SPORT driving modes

The availability of some equipment, functions, and digital services depends on engine variants or additional optional equipment. The offer structure as well as market and production availability may vary. For detailed information on availability, terms and costs, please contact your local BMW partner.

M440i xDRIVE.



□ The M Carbon exterior package underlines the athletic demands of the vehicle. Side spoiler elements in the front bumper and exterior mirror caps are made of carbon-fibre reinforced plastic (CFRP). The package is rounded off by side trims at the rear and a rear spoiler in specific geometry.

■ For optimal lateral support, you can adapt the seat with integrated backrest width adjustment to suit your personal preferences. The air elements in the side bolsters are inflated more to create a narrower backrest width. Pressure is decreased in order to give greater width.



■ 18" M aerodynamic wheels 858 M Bicolour Black Grey, gloss-lathed, wheel size 8.5J x 18 with 245/45 R18 tyres.

□ 19" M light alloy wheels Double-spoke style 861 M Bicolour Jet Black uni with mixed tyres, gloss-lathed, wheel size front 8.5J x 19 with 245/40 R19 tyres, wheel size rear 9J x 19 with 255/40 R19 tyres.

M440i xDRIVE EXTERIOR TRIM EQUIPMENT RANGE:

- M rear spoiler
- 18" M aerodynamic wheels 858 M Bicolour
- M Sport suspension
- Steptronic Sport transmission
- Variable sport steering
- M sport differential
- M Sport brakes
- M high-gloss Shadow Line

M440i xDRIVE INTERIOR EQUIPMENT RANGE:

- Alcantara/Sensatec combination | Black/contrast stitching in blue
- M Aluminium Tetragon interior trim finishers
- M Anthracite headliner

The availability of some equipment, functions, and digital services depends on engine variants or additional optional equipment. The offer structure as well as market and production availability may vary. For detailed information on availability, terms and costs, please contact your local BMW partner.

■ Standard equipment □ Optional equipment



EQUIPMENT HIGHLIGHTS.



■ The headlights with direction indicators, position and daytime running lights in LED technology as well as high-beam and low-beam headlights in bi-LED technology have a very long lifespan and consume little energy. The LED headlights also feature automatic beam-throw control and increased visibility at night and in bad weather thanks to excellent illumination with a light colour similar to daylight.



■ The rear lights with their characteristic L-shape and lighting elements in full LED technology identify the vehicle as a BMW even in the dark.



□ Exclusive galvanic embellishers for controls such as the window lifts, the control centre for the door, the door lock switch, as well as, depending on the equipment, the multifunction buttons on the steering wheel lend a particularly high-quality look.



□ At the touch of a button, the steering wheel heating quickly warms up the steering wheel rim to a pleasant temperature. The steering wheel gives you a pleasant warm feeling even when it's cold outside, allowing you to comfortably and safely steer the vehicle without the encumbrance of gloves – a great boost in comfort, especially during the winter months. The activation button is easily accessible directly on the steering wheel.



□ The upper part of the instrument panel in Sensatec Black lends the interior of the vehicle a highly exclusive atmosphere. The wear-resistant material is finished with attractive double lap seams.

■ Standard equipment □ Optional equipment

The availability of some equipment, functions, and digital services depends on engine variants or additional optional equipment. The offer structure as well as market and

production availability may vary. For detailed information on availability, terms and costs, please contact your local BMW partner.

EQUIPMENT HIGHLIGHTS.

□ The M Leather steering wheel¹ including multifunction buttons, an M badge and an integrated driver-side airbag is featured in three-spoke design. With a reinforced steering wheel rim in leather 'Walknappa' Black with black stitching and contoured thumb rests, it provides a direct, athletic steering sensation.



■ The black Sport leather steering wheel with a thick rim and contoured thumb rests has an exceptionally pleasant, high-grip feel.



■ BMW Live Cockpit Professional with its large curved display expands BMW Live Cockpit Plus with a full-colour head-up display.



□ The HiFi loudspeaker system¹ with its six speakers ensures first-class sound in the interior of the vehicle.



□ Harman Kardon surround sound system with 464 W digital amplifier, nine channels, vehicle-specific equalizer and 16 speakers.



□ The large full-colour BMW Head-up Display² projects information relevant to the journey directly into your field of vision, thereby allowing you to fully concentrate on driving. Information such as the current speed, navigation directions, Speed Limit Info including no-overtaking indicator, along with telephone and entertainment lists are displayed, depending on the equipment.

■ Standard equipment □ Optional equipment

1 Standard for M440i xDrive.
2 The information in the BMW Head-Up Display is not fully visible when viewed through polarised sunglasses. Content shown will depend on the equipment options chosen. Further optional equipment is required to display specific items.

The availability of some equipment, functions, and digital services depends on engine variants or additional optional equipment. The offer structure as well as market and production availability may vary. For detailed information on availability, terms and costs, please contact your local BMW partner.

EQUIPMENT HIGHLIGHTS.



□ The variable sport steering¹ including Servotronic continuously adjusts the steering effort required and steering force depending on the current speed and on the angle of the steering wheel.

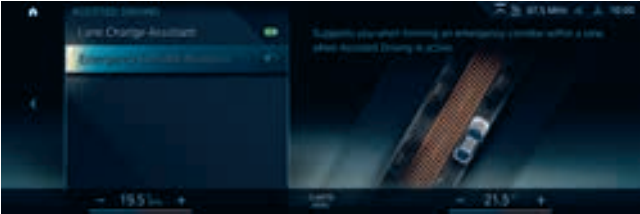
□ Driving Assistant Professional² offers optimum comfort and safety during monotonous or complex driving situations. Apart from the contents of the Driving Assistant, it includes numerous other functions to make your journeys even safer and more enjoyable. The Distance Control (ACC with Stop&Go) including front collision warning with brake intervention maintains the desired speed up to a limit of 210 km/h and the set distance to the vehicle in front. When desired, Speed Limit Assist automatically takes over the actual driving speed, which is determined by the speed limit display with no-overtaking indicator and pre-warning. The Steering and Lane Control Assistant with narrow lane support is also available up to 210 km/h. This supports you with active steering interventions in safely steering the vehicle within its lane. The Lane Keeping Assistant with active side collision protection helps prevent collisions. When required, the front collision warning with brake intervention reacts with warnings of increasing intensity and initial braking. In the event of a medical emergency, the Emergency Stop Assistant can, after activation, drive your vehicle for a brief period and bring it to a standstill. Assisted View allows the operating principle of the individual driver assistance systems of the Driving Assistant Professional to be displayed as 3D environment visualisation in real time in the instrument cluster.

□ The Steering and Lane Control Assistant with extended functions can be activated to support you in monotonous traffic situations. It helps you to keep the vehicle in the centre of its lane, assists you in narrow places and, with active route guidance, makes navigation on motorways easier.



□ The Lane Change Assistant offers you comfortable steering assistance when changing lanes on motorways or other roads with structurally separated lanes. The system functions at speeds of between 70 and 180 km/h. When the Steering and Lane Control Assistant is activated, you can activate it by long-pressing the indicator lever.

□ Within a range of 30 to 160 km/h, Distance Control maintains a pre-defined distance from the vehicle ahead, including stopping and starting again in stop-and-go traffic. Speed Limit Assist allows the takeover of speed limits in the cruise control. The front collision warning with brake intervention reacts to stationary vehicles, pedestrians and cyclists.



□ The Distance Control (ACC with Stop&Go) with traffic light detection stops your vehicle before red lights automatically or after your approval. If you wish, your vehicle can also give you a visual and acoustic reminder when the light switches to green.

□ The Assisted View provides real-time information on the vehicle surroundings collected by various assistance systems. Thanks to an animated 3D display in the instrument cluster, you can clearly see how your vehicle perceives the current traffic situation and thus understand how the systems work.

■ Standard equipment □ Optional equipment

¹ Standard for i4 M50.
² Function may be limited in darkness, fog or bright glare.

The availability of some equipment features, functions and digital services depends on engine versions or additional optional equipment. The offer structure as well as market and production availability may vary. For detailed information about availabilities, duration and costs, contact your local BMW authorised workshop.

EQUIPMENT HIGHLIGHTS.

□ The Parking Assistant Plus¹ makes parking and manoeuvring the vehicle easier. The equipment includes the Surround View system, Active Park Distance Control as well as the Parking and Reversing Assistant. The Surround View system makes parking easier by making the area around the vehicle visible with Top View, a Panorama View with automatic activation as well as a 3D View on the Control Display. Even from a distance, you can see the parked vehicle's surroundings with Remote 3D View on your smartphone. When parking manually, additional sensors monitor the areas on the sides of the vehicle and obstacles are represented on the Control Display. The Active Park Distance Control emergency braking function helps prevent collisions during reverse parking. Park Assistant parks your BMW automatically in parking spaces that are parallel or perpendicular to the street, and can also leave parallel parking spaces automatically. The system measures potential parking spaces while driving slowly past them (at speeds below 35 km/h) and at a maximum distance of 1.5 m from the row of parked vehicles. Once a sufficiently sized parking space has been found, you just need to turn on the indicator and the Parking Assistant takes over the steering, and covers gear selection and acceleration. All you need to do is monitor the parking process. If you have driven a route forwards while manoeuvring, Reversing Assistant records up to 50 m of this route so that the vehicle can be driven backwards on the same route if you wish.



■ The Reversing Assist Camera ensures better orientation when reversing below 20 km/h, for example when parking. It shows the area behind the BMW on the Control Display. Interactive tracer lines for measuring distance and turning circles and a zoom function when towing a trailer assist when manoeuvring. Obstacles to avoid are marked in colour.



□ The Parking Assistant¹ comprises several systems that make parking and manoeuvring easy and safe in tight spots. The Reversing Assist Camera provides a clearer view behind the vehicle. The lateral parking aid uses additional sensors to monitor the areas to the sides of the vehicle and to represent obstacles on the Control Display. The Active Park Distance Control emergency brake function helps prevent collisions during reverse parking. The Parking Assistant parks the vehicle automatically in spaces that are parallel or perpendicular to the street. At the same time, it can automatically drive out of parallel parking spaces. The system measures potential parking spaces while driving past them at speeds below 35 km/h and at a maximum distance of 1.5 m from the row of parked vehicles. Once a sufficiently sized parking space has been found, you just need to turn on the indicator and the Parking Assistant takes over the steering, and covers gear selection and acceleration. All you need to do is monitor the parking process. Pulling out of parallel parking spaces works in the same way. When manoeuvring, the Reversing Assistant records up to 50 m of the forward travel path in order to reverse the same path if you so wish. The distance of the remaining route is shown in the image of the Reversing Assist Camera.



□ The Lateral parking aid is a part of Park Distance Control and gives you an "all-round view" near the vehicle during manoeuvring. In this way, obstacles on the sides of the vehicle are detected and signalled audibly and visually.

■ Standard equipment □ Optional equipment

¹ The driver is responsible for constantly monitoring the automated parking procedure in accordance with local road laws.

The availability of some equipment features, functions and digital services depends on engine versions or additional optional equipment. The offer structure as well as market and production availability may vary. For detailed information about availabilities, duration and costs, contact your local BMW authorised workshop.

EQUIPMENT HIGHLIGHTS.



□ The Parking Assistant Plus¹ makes parking and manoeuvring the vehicle easier. It features among others the Surround View system including Top View, Panorama View, Remote 3D View, as well as a lateral parking aid, the emergency braking function Active Park Distance Control, Parking Assistant with longitudinal and lateral guidance and Reversing Assistant.

□ Surround View includes the camera-based functions Top View, Panorama View and 3D View. Cameras at the front, at the rear and in the exterior mirrors allow a 360° view to be shown on the Control Display, as well as an overhead view. Panorama View makes it easier to approach intersections and driveways with low visibility.



□ The Parking Assistant¹ parks the vehicle independently in cross and longitudinal parking spaces as well as out of longitudinal parking spaces. It is accessed via the parking button or by engaging reverse gear. All steering, driving and braking processes are taken over by the system, you only have to monitor the parking process.

■ Your BMW is always up to date: in the ConnectedDrive store, you will find many new functions that you can book at any time from home or on the go.



□ The Sprint function² prepares the vehicle for maximum sporting character – for the best possible acceleration and safe overtaking. By pulling the minus shift paddle for a longer period, you activate the function which, inter-alia, puts the drive into sport mode. The function can be activated via the accelerator pedal, which presents both visually and acoustically.

■ Standard equipment □ Optional equipment

1 The driver is responsible for constantly monitoring the automated parking procedure in accordance with local road laws.
2 Only available for M Sport package Pro and M440i xDrive.

The availability of some equipment, functions, and digital services depends on engine variants or additional optional equipment. The offer structure as well as market and production availability may vary. For detailed information on availability, terms and costs, please contact your local BMW partner.

EQUIPMENT HIGHLIGHTS.



■ The Sport seats for driver and front passenger provide optimum lateral support with their raised side bolsters and manually adjustable thigh support. In addition, the seat's fore-and-aft position and height can be adjusted manually.



□ The glass sunroof with slide and lift function, including an electric sliding interior roof, anti-trap protection, as well as comfort opening and closing, allows the airflow to be individually regulated to create a pleasant interior climate. The integrated wind deflector prevents draughts from developing in the interior and ensures a lower level of wind noise.



□ The Automatic air conditioning with 3-zone control and automatic temperature control features separate controls for you and your front passenger, as well as for the passengers in the rear. It also includes Automatic Air Recirculation (AAR), a micro active carbon filter, a fog and solar sensor, as well as rear air vents.



□ The electric seat adjustment makes it particularly convenient and easy to adjust the driver and front passenger seats. The memory function enables drivers to save and retrieve their desired settings for the driver's seat and exterior mirrors at the push of a button.

□ The electric lumbar support for the driver's seat backrest can be steplessly adjusted vertically and laterally. It provides support and effective relief for the spine, thereby encouraging an orthopaedically correct seating position. This increases driving comfort, particularly on long journeys.

■ Standard equipment □ Optional equipment

The availability of some equipment, functions, and digital services depends on engine variants or additional optional equipment. The offer structure as well as market and

production availability may vary. For detailed information on availability, terms and costs, please contact your local BMW partner.

EXTERIOR COLOUR WORLD.




■ Non-metallic 668 Black²



□ Non-metallic 300 Alpine White¹



□ Metallic A96 Mineral White



□ Metallic 475 Black Sapphire




□ Metallic C4E Sanremo Green



□ Metallic C1X Sunset Orange



□ Metallic C57 Aventurine Red



□ Metallic C4W Skyscraper Grey⁴




□ Metallic C4P M Brooklyn Grey³

BMW INDIVIDUAL



□ BMW Individual 490 special paintwork (e.g. Brilliant White metallic)



□ BMW Individual C36 Dravite Grey metallic



□ BMW Individual C3Z Tanzanite Blue metallic



□ BMW Individual 490 special paintwork (up to 150 paints available)



Make an individual statement. BMW Individual special paintwork offers plenty of options for giving your BMW 4 Series Gran Coupé a distinctive look. Simply scan the QR code or ask your Authorised BMW Retailer.


■ Standard equipment □ Optional equipment

[Colour samples] These colour samples are intended as an initial guide to the colours and materials available for your BMW. However, experience has shown that printed versions of paint, upholstery and interior trim colours cannot in all cases faithfully reproduce the appearance of the original colour. Please discuss your preferred colour choices with your BMW partner or in your dealership. There you can also see original samples and be assisted with special requests.
1 As standard with the M Sport package and M440i xDrive.

2 Not available for M Sport package and M440i xDrive.
3 Only available for M Sport package and M440i xDrive.
4 Not available for M440i xDrive.
The availability of some equipment features, functions and digital services depends on engine versions or additional optional equipment. The offer structure as well as market and production availability may vary. For detailed information about availabilities, duration and costs, contact your local BMW authorised workshop.

INTERIOR COLOURS.

UPHOLSTERY COLOURS



■ Cloth/Sensatec combination KFSW Black



□ Alcantara/Sensatec combination KGNL Black with perforation, accent Blue¹



□ Sensatec perforated KHFY Canberra Beige



□ Sensatec perforated KHG7 Tacora Red




□ Sensatec perforated KHKC Cognac




□ Sensatec KHSW perforated Black



□ Leather 'Vernasca' MAG6 Tacora Red with decorative stitching




□ Leather 'Vernasca' MAOI Oyster decor stitching



□ Leather 'Vernasca' MAH7 Black decor stitching



□ Leather 'Vernasca' MAMU Mocha decor stitching



□ Leather 'Vernasca' MANL Black, Blue contrast stitching¹



□ Leather 'Vernasca' MAPQ Cognac decor stitching¹

■ Standard equipment □ Optional equipment

¹ Only available for M Sport package and M440i xDrive.
The availability of some equipment features, functions and digital services depends on engine versions or additional optional equipment. The offer structure as well as market and production availability may vary. For detailed information about availabilities, duration and costs, contact your local BMW authorised workshop.

Please note that even normal long- or short-term use can lead to unrecoverable upholstery damage. This can be caused in particular by non-colourfast clothing. Please note that the interior colour depends on the selected upholstery colour.

INTERIOR COLOURS.

BMW INDIVIDUAL



□ BMW Individual extended leather trim 'Merino' VAEW Ivory White




□ BMW Individual extended leather trim 'Merino' VAHZ Fiona Red/Black



□ BMW Individual extended leather trim 'Merino' VATQ Tartufo



□ BMW Individual extended leather trim 'Merino' ZAFV Fjord Blue/Black



□ BMW Individual extended leather trim 'Merino' ZASW Black



□ BMW Individual full leather trim 'Merino' VBEW Ivory White



□ BMW Individual full leather trim 'Merino' VBHZ Fiona Red/Black



□ BMW Individual full leather trim 'Merino' VBTQ Tartufo



□ BMW Individual full leather trim 'Merino' ZBFV Fjord Blue/Black



□ BMW Individual full leather trim 'Merino' ZBSW Black

■ Standard equipment □ Optional equipment

The availability of some equipment, functions, and digital services depends on engine variants or additional optional equipment. The offer structure as well as market and production availability may vary. For detailed information on availability, terms and costs, please contact your local BMW partner.

Please note that even normal long- or short-term use can lead to unrecoverable upholstery damage. This can be caused in particular by non-colourfast clothing. Please note that the interior colour depends on the selected upholstery colour.

WHEELS AND TYRES.



□ 20" BMW Individual aerodynamic wheels 862 I Bicolour Black Grey with mixed tyres, gloss-lathed, wheel size front 8.5J x 20 with 245/35 R20 tyres, wheel size rear 9J x 20 with 255/35 R20 tyres.²

□ 17" aerodynamic wheels 852 Bicolour Black Grey, gloss-lathed, wheel size 7.5J x 17 with 225/55 R17 tyres.¹



□ 18" light alloy wheels Double-spoke style 853 Bicolour Dark Grey, gloss-lathed, wheel size 8.5J x 18 with 245/45 R18 tyres.¹



□ 19" M light alloy wheels Y-spoke style 859 M Bicolour Jet Black uni with mixed tyres, gloss-lathed, wheel size front 8.5J x 19 with 245/40 R19 tyres, wheel size rear 9J x 19 with 255/40 R19 tyres.²



■ 17" light alloy wheels V-spoke style 851 Silver Grey uni, wheel size 7.5J x 17 with 225/55 R17 tyres.¹



□ 18" M aerodynamic wheels 858 M Bicolour Black Grey, gloss-lathed, wheel size 8.5J x 18 with 245/45 R18 tyres.^{2,3}



□ 19" M aerodynamic wheels 860 M Bicolour Black Grey with mixed tyres, gloss-lathed, wheel size front 8.5J x 19 with 245/40 R19 tyres, wheel size rear 9J x 19 with 255/40 R19 tyres.²

■ Standard equipment □ Optional equipment

1 Not available for M440i xDrive.
2 Only available for M Sport package and M440i xDrive.
3 Standard for M440i xDrive.

The availability of some equipment, functions, and digital services depends on engine variants or additional optional equipment. The offer structure as well as market and production availability may vary. For detailed information on availability, terms and costs, please contact your local BMW partner.



Supple and stylish: the naturally tanned leather of the BMW Individual 'Merino' full leather trim in Fiona Red/Black has a very soft, supple feel and also offers outstanding breathability. Its Fiona Red/Black colour quickens the pulse while also visually presenting the BMW Individual full leather trim as a leader in dynamism.

BMW INDIVIDUAL.

Expression of a highly customised design: the BMW Individual Frozen Pure Grey paintwork features a silky, shimmering matt finish, which teases out the athletic lines of your BMW 4 Series Gran Coupé even further, and puts it visually in pole position.



A whole-tone appearance: the interior trim in Piano Finish Black are inspired by a piano keyboard, and reflect the extraordinary craftsmanship that goes into the vehicle. Several layers of Piano Finish Black are applied, and polished multiple times to create a high-gloss effect – an exceptional visual highlight.

Goosebumps the second you enter the vehicle: glance at the high-quality full leather 'Merino' trim in Fiona Red/Black with interior trim in Piano Finish Black, then take in the exclusive luxurious atmosphere throughout the interior. Take your seat, enjoy the stylish feel of the immaculate soft leather, and experience a moment of pure elegance you'll never forget.



ORIGINAL BMW ACCESSORIES.

Intensive driving experiences, even further enhanced: Original BMW accessories are the best match for an original BMW. Whether you're looking for wheels and tyres, transport and luggage compartment solutions, interior equipment, communication, information and technology, charging accessories or M performance parts, with genuine BMW accessories you'll find exactly the individual solution that will allow you to discover driving pleasure as if for the first time.



WHEELS AND TYRES.

With original BMW complete wheels, you'll reach your destination safely, and emphasise the sporty appearance of your BMW from the very first glance. But what you don't immediately realise is that they are precisely tailored to your BMW, are subject to very stringent tests with intensive material and function checks, and have been developed in close collaboration with leading tyre manufacturers – individually tuned to the driving dynamics and design language of each individual BMW model.

TRANSPORT AND LUGGAGE COMPARTMENT SOLUTIONS.

Original BMW Accessories offer you a wide range of transport and luggage compartment solutions. In line with your personal preferences and interests, you can use them to create additional space whenever and wherever you need it. Whether carrier systems or accessories for the luggage compartment, you can always rely on original BMW accessories to be precisely tailored to your BMW, and easy to use.



INTERIOR ACCESSORIES.

A perfect fit: all original BMW accessory products for the interior help to design the interior of your BMW to fully meet your personal preferences. In addition to the excellent functionality of original BMW accessories, you are also always choosing attractive BMW design alongside extraordinary craftsmanship and material quality – combined with an ambience that will excite you every time you drive.



COMMUNICATION, INFORMATION AND TECHNOLOGY.

Cutting-edge functions and features for maximum freedom and flexibility: Original BMW accessories for communication, information and technology are always at your side. Whether you value optimum availability by phone or the best sound, the innovative original BMW accessories will have the right solution for you. You'll always enjoy a good connection and custom entertainment, wherever your journey takes you.

CHARGING ACCESSORIES.

Regardless of where and how you want to charge your new BMW, original BMW charging accessories offer you tailor-made products and services. You can charge your BMW at any domestic socket using the BMW Flexible Fast Charger or, for even more convenience, at a BMW Wallbox from original BMW accessories; what's more, there's also a widespread network of public charging points available for when you're on the road. Innovative Connected Charging services show charging stations in your BMW's information display, for example, or enable you to easily start pre-conditioning your vehicle just using your smartphone.



M PERFORMANCE PARTS.

With M performance parts, you can experience BMW's motorsport DNA with fascinating intensity, even off the racetrack. A wide range of technical and visual components makes outstanding technology a visible and tangible experience. Exclusive materials and first-rate quality guarantee flawless dynamism. Experience inspiring maximum product performance: individual, expressive and uncompromising.

The availability of the equipment shown and described may vary on a market-specific basis. Your local BMW partner will be happy to advise you on the full range of original BMW accessories.

Discover the whole range of original BMW accessories and the BMW M performance parts product portfolio.





PERFORMANCE PARTS



o Elaborately hand-made from carbon fibre, the striking M exterior door mirror caps highlight the technologically advanced character of the vehicle. Their dynamic design ensures an eye-catching premium look and adds an individual athletic touch.



o Even more impressive: The M Performance carbon fibre rear spoiler emphasises the premium-quality, dynamic appearance of the car. It optimises aerodynamics and enables even more athletic driving characteristics.



o Power up an already impressive appearance: the exclusive M Performance adhesive film in Frozen Black further accentuates the sporty character of the vehicle and makes a clear reference to racing. The high-quality foil set is car-wash proof and optimally matched to the vehicle geometry.



o 100 percent high-tech. 100 percent motorsport character. 100 percent enthusiasm. The M Performance rear diffuser made from carbon-fibre is elaborately crafted by hand. It creates an even more modern appearance – and makes the vehicle's sporty look even more impressive.



o Gripping facts: Thanks to its Alcantara-lined grip area the M Performance steering wheel provides excellent feel and grip – for a sportier steering feel. Its distinctive design and centre band made of red leather underscore its motorsport style.



o Because little details make a big difference: the M Performance centre armrest from Alcantara adds the finishing touch to the cockpit's exclusive motorsport look.



o Exclusive 20" M Performance light alloy wheels Double-spoke style 868 M in Bicolor Night Gold, gloss-milled. Summer complete wheel set with tyre pressure monitor.

o Accessories

The availability of the equipment shown and described may vary on a market-specific basis. Your local BMW partner will be happy to advise you on the full range of original BMW accessories.

TECHNICAL VALUES.

BMW 4 Series Gran Coupé		420i	430i	430i xDrive	M440i xDrive <small>with mild hybrid technology</small>	M440i <small>with mild hybrid technology</small>	420d <small>with mild hybrid technology</small>	420d xDrive <small>with mild hybrid technology</small>	430d xDrive <small>with mild hybrid technology</small>
Weight and volume									
Unladen weight EC ¹	kg	1695	1720	1775	1900	1840	1780	1835	1920
Maximum permissible weight	kg	2175	2200	2255	2380	2320	2260	2315	2400
Luggage capacity	l	470–1290	470–1290	470–1290	470–1290	470–1290	470–1290	470–1290	470–1290
Tank capacity, approx.	l	59	59	59	59	59	59	59	59
Output and torque ²									
Cylinders/displacement	Number/cm³	4/1998	4/1998	4/1998	6/2998	6/2998	4/1995	4/1995	6/2993
Maximum output	kW (hp)/ rpm	135 (184)/ 5000–6500	180 (245)/ 4500–6500	180 (245)/ 4500–6500	275 (374)/ 5500–6500	275 (374)/ 5500–6500	140 (190)/ 4000	140 (190)/ 4000	210(286)/ 4000
With mild hybrid technology	kW (PS)	–	–	–	+8 (11)	+8 (11)	+8 (11)	+8 (11)	+8 (11)
Maximum torque	Nm/ rpm	300/ 1350–4000	400/ 1600–4000	400/ 1600–4000	500/ 1900–5000	500/ 1900–5000	400/ 1750–2500	400/ 1750–2500	650/ 1500–2500
Power transmission									
Type of drive	–	Rear-wheel	Rear-wheel	All-wheel	All-wheel	Rear-wheel	Rear-wheel	All-wheel	All-wheel
Standard transmission	–	8-speed Steptronic	8-speed Steptronic	8-speed Steptronic	8-speed Steptronic Sport	8-speed Steptronic Sport	8-speed Steptronic	8-speed Steptronic	8-speed Steptronic
Driving performance									
Top speed	km/h	235	2505	2505	2505	2505	235	233	2505
Acceleration 0–100 km/h	s	7.9	6.2	6.1	4.7	5.0	7.3	7.6	5.3
Consumption and emissions									
Exhaust emissions standard (type-certified)	–	EU6d	EU6d	EU6d	EU6d	EU6d	EU6d	EU6d	EU6d
WLTP ^{2, 3, 4}									
► Combined	l/100 km	7.1–6.6	7.4–6.8	7.7–7.1	8.5–8.0	8.2–7.6	5.2–4.8	5.6–5.1	6.0–5.5
► Combined CO ₂ emissions	g/km	162–150	169–156	175–162	194–181	185–172	137–126	146–133	158–145
Wheels/tyres									
Standard wheels	–	225/55 R17 101 Y XL	225/55 R17 101 Y XL	225/55 R17 101 Y XL	245/45 R18 100 Y XL	245/45 R18 100 Y XL	225/55 R17 101 Y XL	225/55 R17 101 Y XL	225/55 R17 101 Y XL

The figures for driving performance, fuel consumption and CO2 emissions refer to vehicles with standard transmission.

1 The EC unladen weight refers to a vehicle with standard equipment and does not include any optional extras. The unladen weight includes a 90% full tank and a driver weight of 75 kg. Optional equipment may affect the weight of the vehicle, the payload and the top speed if the selected equipment has an impact on the vehicle's aerodynamics.

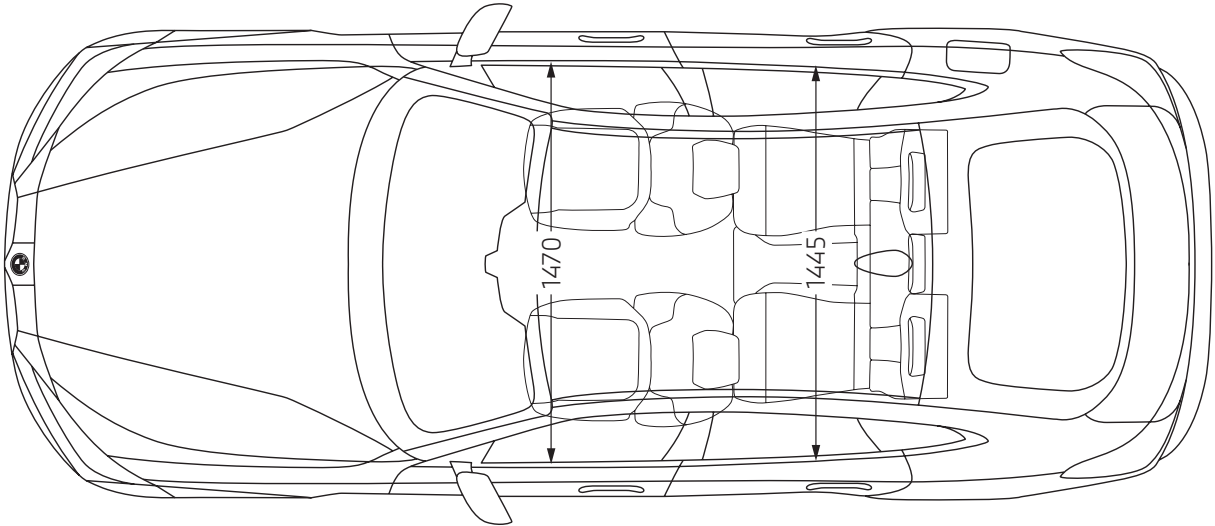
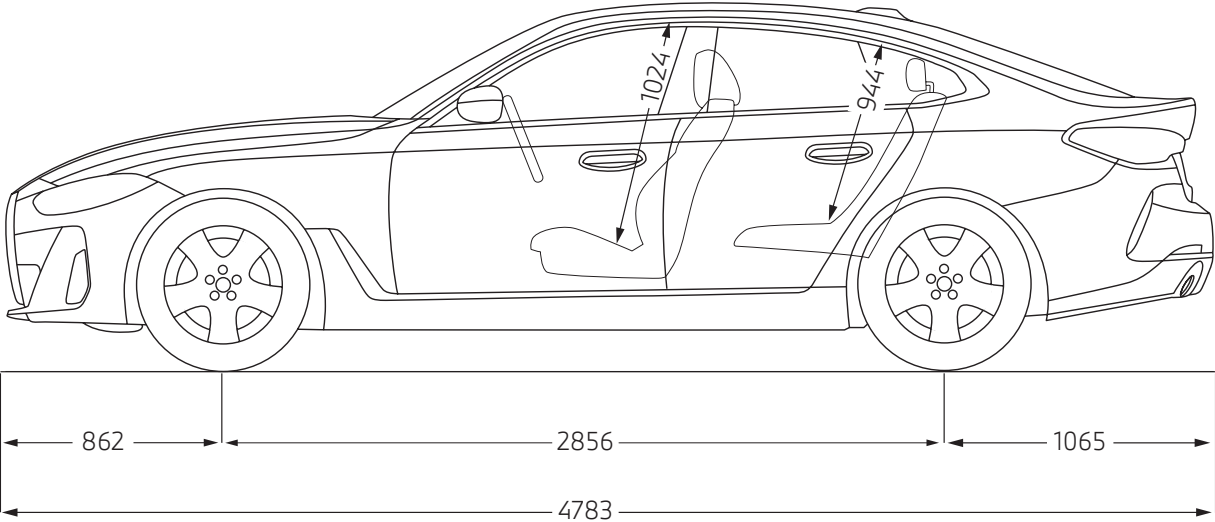
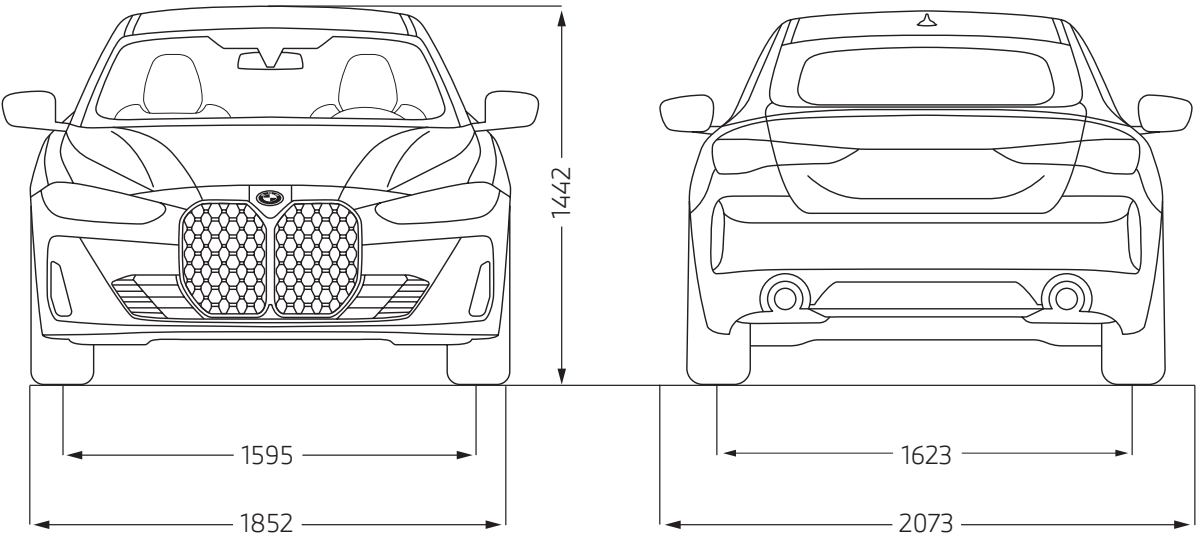
2 Performance data of petrol engines apply to vehicles using RON 98 fuel. Fuel consumption data apply to vehicles using reference fuels in accordance with EU Regulation 715/2007. Unleaded RON 91 and higher with a maximum ethanol content of 10% (E10) may also be used. BMW recommends RON 95 unleaded premium grade fuel.

3 Official data for fuel consumption, carbon dioxide emissions were determined in accordance with the prescribed measurement procedure and correspond to European Regulation (EC) 715/2007 in the applicable version. In the event of ranges, data determined as per WLTP takes into account any optional equipment (available on the German market in this case). For vehicles that have been newly type approved since 1 January 2021, only the official data according to WLTP exist. For further information on the NEDC and WLTP measuring procedures see www.bmw.com/wltp

4 From 1 September 2017, certain new vehicles are tested according to the Worldwide Harmonised Light Vehicles Test Procedure (WLTP) before type approval is granted – WLTP provides a new, more realistic way of measuring fuel consumption and CO2 emissions. As of 1 September 2018, the WLTP replaced the New European Driving Cycle (NEDC), the previous test procedure. As a result of the more realistic test conditions, the fuel consumption and CO2 emission values measured as per WLTP are, in many cases, higher than the values measured according to the NEDC.

5 Electronically limited.

TECHNICAL VALUES.



The dimensions in the technical drawing are in millimetres and may vary depending on the model and equipment.



BMW SERVICE.



Always there for you: Your BMW Service Partner is there for helpful, expert support for everything to do with your BMW. Our aim is to make every journey in your BMW as pleasant as possible. A major worldwide network of workshops offers premium service from BMW specialists, innovative diagnostic technologies, and rapid availability of precisely fitting original BMW parts as well as original BMW engine oil. There are many great reasons to choose services from BMW, but there's one that really stands out: that driving pleasure that sets your BMW apart from the crowd will be yours to enjoy for many years to come with BMW Service.


WHEREVER, WHENEVER: OUR COMPREHENSIVE SERVICE.

Many BMW services can be easily booked and tracked online – so you can use your time for the really important things in life. Stay independent and flexible with online appointments and remote services. Take advantage of our innovative digital products and services such as online video advice, and get all the relevant information on your smartphone. And if you don't want to stop but have no choice, our BMW Breakdown and Accident Assistance service will help.



NOTES.

Or doodles.



Of course, each vehicle is designed for economical recycling after its long-running life. You can find more information regarding your end-of-life vehicle on our website **www.bmw.de/recycling**

© BMW AG, Munich, Germany. Not to be reproduced wholly or in part without prior written permission of BMW AG, Munich.

411 004 488 20 3 2022 CB.