

THE 3




YOUR WORLD. My BMW.



The direct connection to your vehicle and the world of BMW: Conveniently check the vehicle status with the new My BMW App, access functions remotely, make a service appointment, plan trips and much more – this way, the app becomes your daily mobility companion.

Try it out for yourself and install the My BMW App from your App Store.



This feature is only available in conjunction with ConnectedDrive Services and a compatible smartphone. The availability and functions of the My BMW App depend on the vehicle model and may vary depending on the market.



Highlights

- Exterior design
- Interior design
- Driving dynamics
- Connectivity and infotainment
- Charging

Vehicle types

Models & packages

- Base
- M Sport package
- Plug-in hybrid
- M Vehicles

Equipment

- Equipment highlights
- Wheels and tyres
- Exterior colour world
- Interior colour world
- Genuine BMW Accessories

Technical values

BMW Services

BMW 330i:
19" M light alloy wheels Double-spoke style 791 Bicolour with mixed tyres and emergency running properties, exterior colour: Metallic C4P M Brooklyn Grey, Vernasca leather MAG6 Tacora red decorative stitching, interior colour Black, Aluminium Rhombic Anthracite M interior trim with accent strip in Pearl Chrome

Fuel consumption in l/100 km (combined): 7.3 – 6.6
CO₂ emissions in g/km (combined): 166 – 148

BMW M340i xDrive:
19" M light alloy wheels double-spoke 791 M Jet Black with sport tyres and mixed tyres, exterior colour: BMW Individual X1F Frozen Pure Grey metallic, BMW Individual full Merino leather ZBSW black, interior colour Black, Carbon Fibre M interior trim with accent strip in Pearl Chrome.

Fuel consumption in l/100 km (combined): 8.5 – 7.8
CO₂ emissions in g/km (combined): 192 – 177

BMW 330e:
18-inch light-alloy wheels V-spoke style 780 Bicolour with mixed tyres, exterior colour in metallic 475 Black Sapphire, Vernasca MAOI Oyster decorative stitching, Black high-gloss interior trim.

Fuel consumption in l/100 km (combined): 1.8 – 1.3
Power consumption in kWh/100 km (combined): 17.9 – 16.0
CO₂ emissions in g/km (combined): 40 – 30

At temperatures below freezing, the electric drive system on this plug-in hybrid is only available after a few kilometres of driving, once the battery has heated to operational temperature.

The models illustrated in this medium show the equipment and configuration options (standard and optional) for vehicles produced by BMW AG for the German market. Alterations in standard and optional equipment and the configurations available for the different models, as described in this brochure, may occur after 05/02/2022, the date when this brochure went to press. Your local BMW Partner is available to provide further details. Subject to change in design and equipment.

Descriptions and illustrations include optional equipment



NEW
GENERATION JOY.





SPORTY ELEGANCE.

Striking and as impressive as possible: the BMW 3 Series Saloon thrills with its dynamic appearance and heralds a new era of self-confident sophistication. The wide, sporty kidney grille harmonises perfectly with the calm contour of the headlights. The inverted L shape of the daytime driving lights is an absolute eye-catcher and, with the large, central air inlets, ensures an unforgettable presentation.



Descriptions and illustrations include optional equipment





UNBRIDLED CHARM.

Sporty design meets pure driving pleasure: the expressive presence of the BMW 3 Series Saloon stands for irresistible forward thrust with its clear trailing edges and precise feature lines. The dynamic character is rounded off by the elegant wheel design, which together with the striking Shark Nose and a long wheelbase give the saloon an especially athletic look.

Descriptions and illustrations include optional equipment





PROGRESSIVE COMFORT.



In the middle of progress: the interior of the BMW 3 Series Saloon impresses with a particularly clean design with elegant chrome strips and is impressively rounded off by the frameless display. Thanks to its numerous colour variants, the perforated Sensatec leaves nothing to be desired and turns the interior into a particularly comfortable experience.

Whether a powerful diesel or petrol engine, or an efficient and particularly sporty plug-in hybrid: the BMW 3 Series Saloon fascinates in every version with unique performance and impressive dynamism. BMW xDrive offers additional traction, driving dynamics and driving safety.





POWERED
BY
JOY.

Descriptions and illustrations include optional equipment

AMAZINGLY
VERSATILE.



Descriptions and illustrations include optional equipment





Descriptions and illustrations include optional equipment



EVERYTHING UNDER CONTROL



Your best connection: with the BMW Live Cockpit Professional, you can keep an eye on all the important information in the BMW 3 Series Saloon via the BMW Head-up display. Thanks to BMW Intelligent Personal Assistant, you can conveniently operate numerous vehicle functions via voice control. With the My BMW App you connect your vehicle with your digital world. Connected Music with Spotify means your favourite tracks are always with you. BMW Maps always has you on the right track thanks to a wide range of services. This makes life on the road even easier.

Descriptions and illustrations include optional equipment



Perfectly prepared: the BMW 3 Series Saloon ensures true driving pleasure and takes you safely and comfortably to your next destination. With sophisticated driving assistance systems and unparalleled suspension tuning.

ENJOY THE
DRIVE WITH SAFETY.



Descriptions and illustrations include optional equipment



POSITIVE
ENERGY.



BMW Charging quickly and easily supplies your BMW 3 Series Saloon with fresh power. Whether at home or on the road, convenient charging is already on board. Enjoy maximum convenience in every charging situation.



POWERED
BY PURE
ADRENALINE.





Descriptions and illustrations include optional equipment

MODEL VARIANTS AT A GLANCE.

BASIC VERSION

A fascinating driving experience. The BMW 3 Series Saloon.



M SPORT PACKAGE



Athletic elegance. The BMW 3 Series Saloon with M Sports package.

BMW PLUG-IN HYBRID



Double the performance. The BMW 3 Series Saloon as a plug-in hybrid.

M VEHICLES



Immeasurably powerful. The BMW 3 Series Saloon M Performance.

The availability of some equipment features, functions and digital services depends on engine versions or additional optional equipment. The offer structure as well as market and production availability may vary. For detailed information about availabilities, duration and costs, contact your local BMW authorised workshop.

MODEL VARIANTS AT A GLANCE.

	318i	320i	320i xDrive	330i	330i xDrive
Transmission	8-speed, automatic	8-speed, automatic	8-speed, automatic	8-speed, automatic	8-speed, automatic
Cylinders/displacement, quantity/cm³	4/1998	4/1998	4/1998	4/1998	4/1998
Nominal power kW (hp)	115 (156)	135 (184)	135 (184)	180 (245)	180 (245)

	318d³	320d³	320d xDrive³	330d³	330d xDrive³
Transmission	8-speed, automatic	8-speed, automatic	8-speed, automatic	8-speed, automatic	8-speed, automatic
Cylinders/displacement, number/cm³	4/1995	4/1995	4/1995	6/2993	6/2993
Nominal power kW (hp)	110 (150)	140 (190)	140 (190)	210 (286)	210 (286)

BMW PLUG-IN HYBRID					
	320e	330e	330e xDrive		
Transmission	8-speed, automatic	8-speed, automatic	8-speed, automatic		
Cylinders/displacement, quantity/cm³	4/1998	4/1998	4/1998		
System power kW (hp)	150 (204) ^{1,2}	215 (292) ^{1,2}	215 (292) ^{1,2}		

M VEHICLES		
	M340i xDrive³	M340d xDrive³
Transmission	8-speed, automatic	8-speed, automatic
Cylinders/displacement, quantity/cm³	6/2998	6/2993
System power kW (hp)	275 (374)	250 (340)

¹ Comprises engine driven (specified nominal value) and electric drive (up to specified nominal value).
² Power depends on the battery charge.
³ This engine version is not available in all countries. For further information, please contact your local BMW authorised workshop.

The availability of some equipment features, functions and digital services depends on engine versions or additional optional equipment. The offer structure as well as market and production availability may vary. For detailed information about availabilities, duration and costs, contact your local BMW authorised workshop.

SELECTED STANDARD EQUIPMENT.

You will find **selected standard equipment** for your vehicle here. Discover more information using the **BMW Products app**. Available for smartphones and tablets.

EXTERIOR	CONNECTIVITY AND INFOTAINMENT
Exterior items	BMW Live Cockpit Plus
M High-gloss Shadowline exterior trim	The BMW Live Cockpit Plus offers practical functions including navigation, intuitive operating options and a large curved display.
For an even sportier appearance, the M High-gloss Shadowline exterior trim features numerous exterior design details of your BMW in high-gloss Black.	BMW Curved Display
LED headlights	The one-piece BMW Curved Display is intuitive to operate and combines a 12.3" instrument display with a 14.9" control display.
The LED headlights increase safety at night with outstanding illumination. Eye-catcher: the inverted L-shape of the daytime driving lights.	DRIVING DYNAMICS
Rear lights with LED technology	Steptronic transmission with gearshift paddles
The rear lights with their characteristic L-shape and lighting elements in full LED technology identify the vehicle as a BMW even in the dark.	The 8-speed Steptronic transmission offers you a high level of shifting and driving comfort. In addition, in M mode you can shift completely manually using the shift paddles.
Welcome Light	Standard suspension
For even more comfort in everyday life, the Welcome light switches on the interior lighting as soon as you open your BMW using the vehicle key.	The Standard suspension offers a high level of precision, agility and suspension comfort. The prerequisites for this are an ideally matched two-joint spring strut front axle made of aluminium and an elaborately designed five-link rear axle.
17" light alloy wheels V-spoke style 778	Driving Experience Control
17" light alloy wheels V-spoke style 778 Reflex Silver, wheel size 7.5J x 17 with 225/50 R17 tyres.	Driving Experience Control gives you the choice between comfortable, particularly economical or emphatically sporty driving.
INTERIOR	
Hevelius fabric	
Cloth 'Hevelius' EHAT Anthracite	
Interior trim finishers Quartz Silver matt, grained	
Floor mats in velour	
The floor mats in velour for the front and rear footwells match the carpet colour, fit perfectly and repel dirt and water.	
Interior lighting	
From reading lights to illuminated stowage facilities: the interior lighting comprises many practically positioned lights in the interior.	
Sport leather steering wheel	
The black Sport leather steering wheel with a thick rim and contoured thumb rests has an exceptionally pleasant, high-grip feel.	

The availability of some equipment features, functions and digital services depends on engine versions or additional optional equipment. The offer structure as well as market and production availability may vary. For detailed information about availabilities, duration and costs, contact your local BMW authorised workshop.

SELECTED STANDARD EQUIPMENT.

You will find **selected standard equipment** for your vehicle here. Discover more information using the **BMW Products app**. Available for smartphones and tablets.

DRIVER ASSISTANCE AND SAFETY	COMFORT AND FUNCTIONALITY
Three-point seat belts	Armrest
Acoustic protection for pedestrians¹	Multifunction buttons on the steering wheel
Acoustic pedestrian protection generates an artificial driving noise. This is how your BMW draws the attention of other road users.	Heat protection / sun protection glazing
Rear-view mirror with automatic anti-dazzle function	With heat/sun protection glazing on the side and rear windows, the interior of your BMW heats up less on sunny days. It is slightly tinted, reflecting part of the incident infrared radiation.
The interior rear-view mirror with automatic anti-dazzle function reduces unpleasant glare caused by the headlights of vehicles behind.	Automatic air conditioning
Cruise Control with brake function	Standard automatic air conditioning with 3-zone control includes Automatic Air Recirculation (AAR) with a micro active carbon filter, as well as fogging and solar sensors.
The Cruise Control with brake function stores and maintains any selected speed above 30 km/h, even when going downhill.	Storage compartment package
Park Distance Control (PDC)	The practical extended storage offers additional options for stowing items in your BMW. Also included: two USB ports.
Front and rear Park Distance Control (PDC) makes parking and manoeuvring in tight spaces much easier.	Cupholder
Speed limiter	Two beverages can be safely stored in the cupholders with clamping elements integrated into the centre console in front of the gear lever.
With the Manual Speed Limiter, you can adopt a current speed as the maximum speed. All you need to do is tap the button on the steering wheel.	Window lifts, electrical
Attentiveness Assistant	Sun visors
The Attentiveness Assistant checks your steering behaviour for signs of fatigue and recommends that you take a break if necessary.	
Side impact protection	
Side impact protection increases safety in your BMW. In a collision, passive and active protective functions work together as one unit.	
Crash Sensor	
In the event of an accident, the crash sensor activates various useful functions to increase safety and make rescue operations easier.	

¹ Only available for plug-in hybrids.

The availability of some equipment features, functions and digital services depends on engine versions or additional optional equipment. The offer structure as well as market and production availability may vary. For detailed information about availabilities, duration and costs, contact your local BMW authorised workshop.

BASIC VERSION.



The front standard seats already provide a great deal of comfort. The seat height, fore/aft position, backrest angle and head restraint height can be adjusted manually.



The black Sport leather steering wheel with a thick rim and contoured thumb rests has an exceptionally pleasant, high-grip feel.



17" light alloy wheels V-spoke style 778 Reflex Silver, wheel size 7.5J x 17 with 225/50 R17 tyres.



BASIC EXTERIOR EQUIPMENT FEATURES:

- M High-gloss Shadowline exterior trim
- LED headlights and LED rear lights
- Light alloy wheels

BASIC INTERIOR EQUIPMENT FEATURES:

- BMW Live Cockpit Plus with BMW Curved Display
- BMW Operating System 8 with navigation
- Sport leather steering wheel
- Automatic air conditioning with 3-zone control

The availability of some equipment features, functions and digital services depends on engine versions or additional optional equipment. The offer structure as well as market and production availability may vary. For detailed information about availabilities, duration and costs, contact your local BMW authorised workshop.

M SPORT PACKAGE.



Thanks to numerous adjustment options as well as raised seat and backrest bolsters, the Sport seats¹ offer optimum lateral support for the two front seats.



The M leather steering wheel with multifunction buttons and steering wheel rim in Black 'Walknappa' leather offers an ideal feel and sporty look for a dynamic driving experience.



18" M light alloy wheels Double-spoke style 848 M Bicolour Jet Black with mixed tyres, gloss-lathed, wheel size front 7.5J x 18 with 225/45 R18 tyres, wheel size rear 8.5J x 18 with 255/40 R18 tyres.



M SPORT PACKAGE EXTERIOR EQUIPMENT:

- M Aerodynamics package with front apron, side sills and rear apron in the vehicle colour with diffuser insert in Black high-gloss
- BMW kidney grille with exclusively designed longitudinal struts in Silver matt and kidney grille frame in Pearl Chrome, alternatively BMW kidney grille frame in Black high-gloss
- 18" M light alloy wheels Double-spoke style 848 M Bicolour Jet Black with mixed tyres, other wheels also available
- M Sport suspension incl. variable sport steering; other suspension available
- M High-gloss Shadowline exterior trim, alternatively Exterior Line Satin Aluminium
- M designation on the sides
- Exterior mirror caps in body colour, alternatively in high-gloss Black
- Roof trim strip in vehicle colour
- Tailpipe trim in Chrome high-gloss, alternatively in Black high-gloss
- Exclusive M Portimao Blue metallic and M Brooklyn Grey metallic paintwork; other paintwork available

M SPORT PACKAGE INTERIOR EQUIPMENT:

- M entry sills
- M driver footrest and M pedals
- Sport seats for driver and front passenger in Alcantara/Sensatec combination with perforation and contrast stitching in Blue, alternatively leather 'Vernasca' Black with contrast stitching in Blue incl. instrument panel in Sensatec with exclusive blue stitching; other upholsteries available
- M Leather steering wheel
- Car key with exclusive M designation
- M anthracite headliner
- Instrument cluster with M specific display
- Aluminium Rhombic Anthracite interior trim strips, alternatively Carbon Fibre M interior trim; further trims available

¹ Optionally available.

The availability of some equipment features, functions and digital services depends on engine versions or additional optional equipment. The offer structure as well as market and production availability may vary. For detailed information about availabilities, duration and costs, contact your local BMW authorised workshop.

BMW PLUG-IN HYBRID.



The front standard seats already provide a great deal of comfort. The seat height, fore/aft position, backrest angle and head restraint height can be adjusted manually.



The black Sport leather steering wheel with a thick rim and contoured thumb rests has an exceptionally pleasant, high-grip feel.



17" light alloy wheels V-spoke style 778 Reflex Silver, wheel size 7.5J x 17 with 225/50 R17 tyres.



With the standard charging cable (mode 2) for domestic socket outlets, you can conveniently charge your BMW's high-voltage battery at domestic sockets.

PLUG-IN HYBRID EXTERIOR EQUIPMENT FEATURES:

- M High-gloss Shadowline exterior trim
- LED headlights and LED rear lights
- Light alloy wheels

PLUG-IN HYBRID INTERIOR EQUIPMENT FEATURES:

- BMW Live Cockpit Plus with BMW Curved Display
- BMW Operating System 8 with navigation
- Sport leather steering wheel
- Automatic air conditioning with 3-zone control

The availability of some equipment features, functions and digital services depends on engine versions or additional optional equipment. The offer structure as well as market and production availability may vary. For detailed information about availabilities, duration and costs, contact your local BMW authorised workshop.

M VEHICLES.



Thanks to numerous adjustment options as well as raised seat and backrest bolsters, the Sport seats offer optimum lateral support for the two front seats.



The M leather steering wheel with multifunction buttons and steering wheel rim in Black 'Walknappa' leather offers an ideal feel and sporty look for a dynamic driving experience.



Interior trim finishers Aluminium Rhombic Anthracite



19" M light alloy wheels Double-spoke style 792 M Bicolour Jet Black with mixed tyres and runflat tyres, gloss-lathed, front 8J x 19 with 225/40 R19 tyres, rear 8.5J x 19 with 255/35 R19 tyres.¹



The high-performance M Sport braking system¹ is distinguished by exclusive brake calipers in red high-gloss with M inscription and outstanding braking performance.

SELECTED M VEHICLE EXTERIOR EQUIPMENT FEATURES:

- M Aerodynamics package
- M rear spoiler
- M exterior mirrors
- M High-gloss Shadowline exterior trim
- LED headlights and LED rear lights
- M light alloy wheels

SELECTED M VEHICLE INTERIOR EQUIPMENT FEATURES:

- BMW Live Cockpit Plus with BMW Curved Display
- BMW Operating System 8 with navigation
- Sport seats
- HiFi loudspeaker system
- M leather steering wheel
- Automatic air conditioning with 3-zone control

¹ Optionally available.

The availability of some equipment features, functions and digital services depends on engine versions or additional optional equipment. The offer structure as well as market and production availability may vary. For detailed information about availabilities, duration and costs, contact your local BMW authorised workshop.

INNOVATION PACKAGE.

The Innovation package includes all the features of the standard equipment as well as the Premium package and offers additional exclusive optional equipment that makes driving the new BMW 3 Series Saloon a special experience. Discover more with the BMW Products app on your smartphone and tablet.



The equipment package Professional supports you with Parking Assistant when parking and manoeuvring. With the BMW Live Cockpit Professional, which is also included, you have all important information at a glance via the BMW Head-up display, among other things. The interior and exterior mirror package as well as the Driving Assistant are also on board.

Parking Assistant¹ makes parking easier with features including the Reversing Assist Camera, the Active Park Distance Control as well as the Parking and Reversing Assistant.



Interior and driver's side exterior mirror with automatic anti-dazzle function, including electric fold-in function for the exterior mirrors and automatic parking function for the front passenger exterior mirror.



¹ The driver is responsible for constantly monitoring the automated parking procedure in accordance with local road laws.

The availability of some equipment features, functions and digital services depends on engine versions or additional optional equipment. The offer structure as well as market and production availability may vary. For detailed information about availabilities, duration and costs, contact your local BMW authorised workshop.



EQUIPMENT HIGHLIGHTS.

Discover select standard and optional equipment highlights. Optional equipment shown is not included in the basic price.



M Sport suspension¹ – which includes a suspension which is lowered by 10 millimetres – is characterised by more athletic suspension settings with tighter damper settings. It also features a moderately higher spring constant and harder stabilisers. Combined together, they result in an even more direct suspension design, which enables a distinctly sporty driving style.

The 10 millimetre lowered adaptive M suspension^{1,2} can be electrically adjusted at any time to suit the road and driving conditions. Drivers can also adjust the suspension characteristics via the Driving Experience Control to enable their preferred driving style at the time – from comfortable to extremely athletic with markedly agile handling.



The high-performance M Sport braking system is distinguished by exclusive brake calipers in red high-gloss³ with M inscription and outstanding braking performance.



Mild hybrid technology saves fuel by recovering braking energy and supports the combustion engine during acceleration.

¹ Only available in conjunction with variable sport steering.
² The lowering of the chassis does not apply to plug-in hybrid models.
³ Also available in blue.

The availability of some equipment features, functions and digital services depends on engine versions or additional optional equipment. The offer structure as well as market and production availability may vary.

For detailed information about availabilities, duration and costs, contact your local BMW authorised workshop.

EQUIPMENT HIGHLIGHTS.

Discover select standard and optional equipment highlights. Optional equipment shown is not included in the basic price.



BMW Live Cockpit Professional with its large curved display expands BMW Live Cockpit Plus with a full-colour head-up display. This projects driving information such as speed or navigation instructions directly into the field of vision – for a better overview and more safety.



The wireless charging tray conveniently charges your smartphone without cables at up to 15W of power. Integrated cooling protects against overheating.

With the Personal eSIM³, you can use your mobile communications contract for your BMW. Advantages: simplified operation, improved reception, 5G mobile access.



16 speakers, 464W digital amplifier, nine channels: the Harman Kardon surround sound system allows you to enjoy a harmonious sound experience that fills the vehicle interior. The system reproduces voices and instruments very realistically. The fully automatic and speed-dependent equalizing sensitively fades out any background driving noise.



Whether navigation or smartphone integration¹ – the digital services of the Connected Package Professional² leave nothing to be desired.



For brilliant acoustics in all seats, the HiFi loudspeaker system distributes the sound evenly throughout the interior via ten speakers.

¹ Smartphone integration is not compatible with all smartphones and apps.
² Smartphone integration is permanently available in the vehicle. The online functions for Maps Connected Navigation each have a three year term. These can be extended at the end of the term in the BMW ConnectedDrive Store. To use optional equipment other optional equipment may be necessary. Due to possible future technical developments (e.g. of mobile phones), the usability of the Apple CarPlay or the Google Android Auto
The availability of some equipment features, functions and digital services depends on engine versions or additional optional equipment. The offer structure as well as market and production availability may vary.

services cannot be guaranteed in the long term. CarPlay is a trademark of Apple Inc. Android Auto is a trademark of Google LLC.
³ This service only works with an existing mobile communications contract between the customer and their mobile communications provider that includes the eSIM and 5G option. Customers can check the availability of the eSIM contract option with their mobile communications provider.
For detailed information about availabilities, duration and costs, contact your local BMW authorised workshop.

EQUIPMENT HIGHLIGHTS.

Discover select standard and optional equipment highlights. Optional equipment shown is not included in the basic price.



Active Protection preventive occupant protection takes numerous measures to ensure that you and your passengers are safe in the event of a possible collision. It pretensions the seat belts, brings electric seats into an upright position and closes the windows and the slide/tilt sunroof.



Distance Control increases comfort and active safety. Between 30 and 160 km/h, it controls the distance to the vehicle ahead, including stopping and moving off again with Stop&Go. Speed Limit Assist makes it possible for speed limits to be transferred to the cruise control. The Front Collision Warning with brake intervention reacts to stationary obstacles.



The Parking Assistant¹ makes parking the vehicle easier. The Reversing Assist Camera and Reversing Assistant support the driver when reversing. Active Park Distance Control offers increased protection against damage caused by parking. Park Assist parks the vehicle automatically, parallel or perpendicular to the road, and leaves parallel parking spaces.



The Parking Assistant Plus¹ makes parking and manoeuvring the vehicle easier. The equipment features among others the Surround View system including Top View, Panorama View, Remote 3D View, as well as a lateral parking aid, the emergency braking function Active Park Distance Control, Park Assist with longitudinal and lateral guidance and Reversing Assistant.



The Driving Assistant² provides support in critical driving situations. If necessary, the safety package brakes automatically to prevent rear-end collisions. It also warns of unintentional lane departure and actively guides your BMW back into its lane. If a rear-end collision appears to be imminent, it initiates protective measures and also draws attention to excessive speed.



A real all-rounder: The Driving Assistant Professional² not only maintains the desired speed and distance to the vehicle in front, but also keeps your BMW on track by steering interventions. This relieves the strain, especially on longer journeys. Other functions help you avoid collisions and exceeding the speed limit.

¹ The driver is responsible for constantly monitoring the automated parking procedure in accordance with local road laws.
² Function may be restricted in darkness, fog or bright glare.

The availability of some equipment features, functions and digital services depends on engine versions or additional optional equipment. The offer structure as well as market and production availability may vary. For detailed information about availabilities, duration and costs, contact your local BMW authorised workshop.

EQUIPMENT HIGHLIGHTS.

Discover select standard and optional equipment highlights. Optional equipment shown is not included in the basic price.



The electric lumbar support for the driver seat can be adjusted both vertically and laterally, allowing for an orthopaedically optimised seating position.



Folding rear head restraints for the three rear seats improve the view through the rear window.



The multi-adjustable M Sport seats¹ in the front with bucket seat style and partly integrated head restraint offer optimum support in bends.

The lumbar support in the backrests of the two front seats can be steplessly adjusted vertically and laterally. It provides support and effective relief for the spine, thereby encouraging an orthopaedically correct seating position. This increases driving comfort, particularly on long journeys.



The steering wheel heating² very quickly warms up the steering wheel rim at the push of a button – a feature that's particularly useful in winter.



The electric seat adjustment for the two front seats with a memory function for the driver's seat and the exterior mirrors enhances comfort.



The pre-heating³ with timer function enables the interior to be temperature-controlled without having to start the engine beforehand.

¹ Only in conjunction with the M Sport package.
² Only available in conjunction with Sport leather steering wheel and M leather steering wheel.
³ Only available in conjunction with BMW display key.

The availability of some equipment features, functions and digital services depends on engine versions or additional optional equipment. The offer structure as well as market and production availability may vary.

For detailed information about availabilities, duration and costs, contact your local BMW authorised workshop.

EQUIPMENT HIGHLIGHTS.

Discover select standard and optional equipment highlights. Optional equipment shown is not included in the basic price.



The Sensatec instrument panel refines the interior of your BMW. The black cover is complemented by visually attractive double fell seams.



Galvanic embellishers on operating elements such as the window lifter shimmer in the sunlight and create high-quality highlights in the interior.



The electric glass sunroof with slide and lift function allows passengers to regulate the air flow rate according to their individual preference, while ensuring draught-free ventilation and a minimum of wind noise.



For the M anthracite headliner, the headliner and the roof pillar trim panels are finished in Anthracite cloth for a sporty ambience.



BMW Individual interior trim finishers piano finish Black

The availability of some equipment features, functions and digital services depends on engine versions or additional optional equipment. The offer structure as well as market and production availability may vary.

For detailed information about availabilities, duration and costs, contact your local BMW authorised workshop.

EQUIPMENT HIGHLIGHTS.

Discover select standard and optional equipment highlights. Optional equipment shown is not included in the basic price.



Ambient light creates a relaxing atmosphere in the interior. On the outside, a light graphic lights up as a welcome and to say goodbye.



The M carbon-fibre roof helps to reduce vehicle weight, lowers the centre of gravity of the vehicle and increases driving dynamics.



The Exterior Line Satin Aluminium with stylish contrasts gives your BMW an elegant and luxurious look.

For an even sportier appearance, the M High-gloss Shadowline exterior trim features numerous exterior design details of your BMW in high-gloss Black.



The Adaptive LED Headlights¹ always provide optimum illumination. Eye-catcher: the blue staging and the inverted L-shape of the daytime driving lights.



The respective logos of the M Sport package can be omitted upon request.

¹ Only available in conjunction with High-beam Assistant.

The availability of some equipment features, functions and digital services depends on engine versions or additional optional equipment. The offer structure as well as market and production availability may vary.

For detailed information about availabilities, duration and costs, contact your local BMW authorised workshop.

EQUIPMENT HIGHLIGHTS. M VEHICLES.

Discover select standard and optional equipment highlights. Optional equipment shown is not included in the basic price.




The M Sport differential improves traction and driving stability, particularly when changing lanes, cornering or when there are changing road conditions.

The variable sport steering with Servotronic makes steering easier at low speeds and more precise at high speeds, as it adapts to driving situations.



The M high-gloss Shadowline exterior trim with extended elements complements the contents of the M High-gloss Shadow Line with a BMW kidney grille and tailpipe trims in Black.



The M seat belts with belt tensioner and belt force limiter boast an exquisite stitched highlight in the classic M colours.



The M lights Shadow Line¹ give your BMW an unmistakable look. Selected chrome trim elements of the main headlights are finished in Black.



For even more driving stability, the M rear spoiler in the vehicle colour generates more downforce at the rear axle and emphasises the sporty silhouette of your BMW.

¹ Only available in conjunction with Adaptive LED Headlights.

The availability of some equipment features, functions and digital services depends on engine versions or additional optional equipment. The offer structure as well as market and production availability may vary.

For detailed information about availabilities, duration and costs, contact your local BMW authorised workshop.

WHEELS AND TYRES.

Discover select standard and optional equipment highlights. Optional equipment shown is not included in the basic price.



19" M light alloy wheels Double-spoke style 791 M Bicolour Jet Black with performance tyres and mixed tyres, gloss-lathed, front 8J x 19 with 225/40 R19 tyres, rear 8.5J x 19 with 255/35 R19 tyres.¹



19" M light alloy wheels Double-spoke style 791 M Jet Black uni with performance tyres and mixed tyres, wheel size front 8J x 19 with 225/40 R19 tyres, wheel size rear 8.5J x 19 with 255/35 R19 tyres.¹



19" BMW Individual light alloy wheels Double-spoke style 793 I Bicolour Orbit Grey with mixed tyres and run-flat tyres, gloss-lathed, wheel size front 8J x 19 with 225/40 R19 tyres, wheel size rear 8.5J x 19 with 255/35 R19 tyres.



19" M light alloy wheels Double-spoke style 792 M Bicolour Jet Black with mixed tyres and runflat tyres, gloss-lathed, front 8J x 19 with 225/40 R19 tyres, rear 8.5J x 19 with 255/35 R19 tyres.²

18" M light alloy wheels Double-spoke style 848 M Bicolour Jet Black with mixed tyres, gloss-lathed, wheel size front 7.5J x 18 with 225/45 R18 tyres, wheel size rear 8.5J x 18 with 255/40 R18 tyres.^{1,3}

18" light alloy wheels V-spoke style 780 Bicolour Orbit Grey with mixed tyres, gloss-lathed, wheel size front 7.5J x 18 with 225/45 R18 tyres, wheel size rear 8.5J x 18 with 255/40 R18 tyres.

18" light alloy wheels Multi-spoke style 781 Bicolour Ferric Grey, gloss-lathed, wheel size 7.5J x 18 with 225/45 R18 tyres.

18" light alloy wheels Double-spoke style 782 Bicolour Jet Black, gloss-lathed, wheel size 7.5J x 18 with 225/45 R18 tyres.



17" light alloy wheels V-spoke style 775 Bicolour Orbit Grey, gloss-lathed, wheel size 7.5J x 17 with 225/50 R17 tyres.



17" light alloy wheels V-spoke style 776 Ferric Grey, wheel size 7.5J x 17 with 225/50 R17 tyres.



17" light alloy wheels V-spoke style 778 Reflex Silver, wheel size 7.5J x 17 with 225/50 R17 tyres.⁴

¹ Only in conjunction with the M Sport package.
² Only available in conjunction with M Vehicles.
³ Standard equipment for M Vehicles.
⁴ Standard equipment.

The availability of some equipment features, functions and digital services depends on engine versions or additional optional equipment. The offer structure as well as market and production availability may vary.

For detailed information about availabilities, duration and costs, contact your local BMW authorised workshop.

EXTERIOR COLOURS.

SOLID PAINT



Non-metallic 300 Alpine White



Non-metallic 668 Black

METALLIC




Metallic 475 Black Sapphire



Metallic A75 Melbourne Red




Metallic A96 Mineral White



Metallic C1M Phytomic Blue



Metallic C31 M Portimao Blue¹



Metallic C4P M Brooklyn Grey¹

BMW INDIVIDUAL




Metallic C4W Skyscraper Grey



BMW Individual C36 Dravite Grey metallic



BMW Individual C3Z Tanzanite Blue metallic



BMW Individual X1F Frozen Pure Grey metallic¹



BMW Individual X1G Frozen Tanzanite Blue metallic¹

[Colour samples] These colour samples are intended as an initial guide to the colours and materials available for your BMW. However, experience has shown that printed versions of paint, upholstery and interior trim colours cannot in all cases faithfully reproduce the appearance of the original colour. Please discuss your preferred colour choices with your BMW partner or in your dealership. There you can also see original samples and be assisted with special requests.

¹ Only available in conjunction with M Sport package and M Sport exterior.

The availability of some equipment features, functions and digital services depends on engine versions or additional optional equipment. The offer structure as well as market and production availability may vary. For detailed information about availabilities, duration and costs, contact your local BMW authorised workshop.

INTERIOR COLOURS.

UPHOLSTERY



Cloth 'Hevelius' EHAT Anthracite¹



Alcantara/Sensatec combination KGNL Black with perforation, accent Blue²



Sensatec perforated KHFY Canberra Beige



Sensatec perforated KHG7 Tacora Red




Sensatec perforated KHKC Cognac



Sensatec perforated KHSW Black

UPHOLSTERY COMBINATION



Cloth/Sensatec combination KFSW Black

LEATHER



Leather 'Vernasca' MAG6 Tacora Red with decorative stitching



Leather 'Vernasca' MAH7 Black decor stitching



Leather 'Vernasca' MAMU Mocha with decorative stitching



Leather 'Vernasca' MANL Black, Blue contrast stitching²



Leather 'Vernasca' MAOI Oyster with decorative stitching



Leather 'Vernasca' MAPQ Cognac with decorative stitching³

¹ Standard equipment.
² Only in conjunction with the M Sport package.
³ Only available in conjunction with M Sport seats.

The availability of some equipment features, functions and digital services depends on engine versions or additional optional equipment. The offer structure as well as market and production availability may vary.

For detailed information about availabilities, duration and costs, contact your local BMW authorised workshop.

INTERIOR COLOURS.

INDIVIDUAL LEATHER



BMW Individual extended leather trim 'Merino' VAEW Ivory White



BMW Individual extended leather trim 'Merino' VAHZ Fiona Red/Black



BMW Individual extended leather trim 'Merino' VATQ Tartufo




BMW Individual full leather trim 'Merino' VBEW Ivory White




BMW Individual full leather trim 'Merino' VBHZ Fiona Red/Black




BMW Individual full leather trim 'Merino' VBTQ Tartufo




BMW Individual extended leather trim 'Merino' ZAFV Fjord Blue/Black



BMW Individual full leather trim 'Merino' ZBFV Fjord Blue/Black



BMW Individual extended leather trim 'Merino' ZASW Black



BMW Individual full leather trim 'Merino' ZBSW Black

The availability of some equipment features, functions and digital services depends on engine versions or additional optional equipment. The offer structure as well as market and production availability may vary.


For detailed information about availabilities, duration and costs, contact your local BMW authorised workshop.

INTERIOR COLOURS.


INTERIOR TRIM FINISHERS



Interior trim finishers black high-gloss



Interior trim finishers Quartz Silver matt, grained¹



Interior trim finishers Aluminium 'Mesheffect'



M interior trim finishers 'Carbon Fibre'²



Interior trim finishers Aluminium Rhombicle Anthracite³



Fine-wood interior trim oak grain open-pored


INDIVIDUAL INTERIOR TRIM FINISHERS



Fine-wood interior trim Ash grey-brown high-gloss



BMW Individual interior trim finishers piano finish Black



BMW Individual interior trim finishers Aluminium fabric high-gloss

¹ Standard equipment.
² Only in conjunction with the M Sport package.
³ Only in conjunction with the M Sport package. Standard equipment for M Vehicles.

The availability of some equipment features, functions and digital services depends on engine versions or additional optional equipment. The offer structure as well as market and production availability may vary.

For detailed information about availabilities, duration and costs, contact your local BMW authorised workshop.

EXTERIOR COLOURS. BMW M VEHICLES.

EXTERIOR COLOURS



Non-metallic 300 Alpine White



Metallic 475 Black Sapphire



Metallic A75 Melbourne Red



Metallic A96 Mineral White



Metallic C31 M Portimao Blue



Metallic C4P M Brooklyn Grey

BMW INDIVIDUAL



Metallic C4W Skyscraper Grey



BMW Individual C36 Dravite Grey metallic



BMW Individual C3Z Tanzanite Blue metallic



BMW Individual X1F Frozen Pure Grey metallic



BMW Individual X1G Frozen Tanzanite Blue metallic

The availability of some equipment features, functions and digital services depends on engine versions or additional optional equipment. The offer structure as well as market and production availability may vary.

For detailed information about availabilities, duration and costs, contact your local BMW authorised workshop.

WHEELS AND TYRES. BMW M VEHICLES.



19" M light alloy wheels Double-spoke style 791 M Bicolour Jet Black with performance tyres and mixed tyres, gloss-lathed, front 8J x 19 with 225/40 R19 tyres, rear 8.5J x 19 with 255/35 R19 tyres.



19" M light alloy wheels Double-spoke style 792 M Bicolour Jet Black with mixed tyres and runflat tyres, gloss-lathed, front 8J x 19 with 225/40 R19 tyres, rear 8.5J x 19 with 255/35 R19 tyres.



19" M light alloy wheels Double-spoke style 791 M Jet Black uni with performance tyres and mixed tyres, wheel size front 8J x 19 with 225/40 R19 tyres, wheel size rear 8.5J x 19 with 255/35 R19 tyres.



19" BMW Individual light alloy wheels Double-spoke style 793 I Bicolour Orbit Grey with mixed tyres and run-flat tyres, gloss-lathed, wheel size front 8J x 19 with 225/40 R19 tyres, wheel size rear 8.5J x 19 with 255/35 R19 tyres.



18" M light alloy wheels Double-spoke style 848 M Bicolour Jet Black with mixed tyres, gloss-lathed, wheel size front 7.5J x 18 with 225/45 R18 tyres, wheel size rear 8.5J x 18 with 255/40 R18 tyres.¹

¹ Standard equipment.

The availability of some equipment features, functions and digital services depends on engine versions or additional optional equipment. The offer structure as well as market and production availability may vary.

For detailed information about availabilities, duration and costs, contact your local BMW authorised workshop.

INTERIOR COLOURS. BMW M VEHICLES.

LEATHER



Alcantara/Sensatec combination KGNL Black with perforation, accent Blue¹



Leather 'Vernasca' MAG6 Tacora Red with decorative stitching



Leather 'Vernasca' MAH7 Black decor stitching



Leather 'Vernasca' MAMU Mocha with decorative stitching²



Leather 'Vernasca' MANL Black, Blue contrast stitching



Leather 'Vernasca' MAOI Oyster with decorative stitching



Leather 'Vernasca' MAPQ Cognac with decorative stitching



Sensatec perforated KHFY Canberra Beige



Sensatec perforated KHG7 Tacora Red




Sensatec perforated KHKC Cognac



Sensatec perforated KHSW Black

INDIVIDUAL LEATHER



BMW Individual extended leather trim 'Merino' ZASW Black



BMW Individual extended leather trim 'Merino' ZAFV Fjord Blue/Black



BMW Individual extended leather trim 'Merino' VAEW Ivory White

¹ Standard equipment.
² Only available in conjunction with M Sport seats.

INTERIOR COLOURS. BMW M VEHICLES.


INDIVIDUAL LEATHER



BMW Individual extended leather trim 'Merino'
VAHZ Fiona Red/Black



BMW Individual extended leather trim 'Merino'
VATQ Tartufo



BMW Individual full leather trim 'Merino'
ZBSW Black



BMW Individual full leather trim 'Merino'
ZBFV Fjord Blue/Black



BMW Individual full leather trim 'Merino'
VBEW Ivory White



BMW Individual full leather trim 'Merino'
VBHZ Fiona Red/Black



BMW Individual full leather trim 'Merino'
VBTQ Tartufo

INTERIOR TRIM FINISHERS



M interior trim finishers 'Carbon Fibre'



Interior trim finishers Aluminium Rhombic
Anthracite¹



Fine-wood interior trim oak grain open-pored



Fine-wood interior trim Ash
grey-brown high-gloss



Interior trim finishers Aluminium 'Mesheffect'



BMW Individual interior trim finishers
piano finish Black



BMW Individual interior trim finishers Aluminium
fabric high-gloss

¹ Only available in conjunction with BMW display key.

The availability of some equipment features, functions and digital services depends on engine versions or additional optional equipment. The offer structure as well as market and production availability may vary. For detailed information about availabilities, duration and costs, contact your local BMW authorised workshop.



ORIGINAL BMW ACCESSORIES.

Intensive driving experiences, even further enhanced: Original BMW accessories are the best match for an original BMW. Whether you're looking for wheels and tyres, transport and luggage compartment solutions, interior equipment, communication, information and technology, charging accessories or M performance parts, with genuine BMW accessories you'll find exactly the individual solution that will allow you to discover driving pleasure as if for the first time.



WHEELS AND TYRES.

With original BMW complete wheels, you'll reach your destination safely, and emphasise the sporty appearance of your BMW from the very first glance. But what you don't immediately realise is that they are precisely tailored to your BMW, are subject to very stringent tests with intensive material and function checks, and have been developed in close collaboration with leading tyre manufacturers – individually tuned to the driving dynamics and design language of each individual BMW model.

TRANSPORT AND LUGGAGE COMPARTMENT SOLUTIONS.

Original BMW Accessories offer you a wide range of transport and luggage compartment solutions. In line with your personal preferences and interests, you can use them to create additional space whenever and wherever you need it. Whether carrier systems or accessories for the luggage compartment, you can always rely on original BMW accessories to be precisely tailored to your BMW, and easy to use.



INTERIOR ACCESSORIES.

A perfect fit: all original BMW accessory products for the interior help to design the interior of your BMW to fully meet your personal preferences. In addition to the excellent functionality of original BMW accessories, you are also always choosing attractive BMW design alongside extraordinary craftsmanship and material quality – combined with an ambience that will excite you every time you drive.



COMMUNICATION, INFORMATION AND TECHNOLOGY.

Cutting-edge functions and features for maximum freedom and flexibility: Original BMW accessories for communication, information and technology are always at your side. Whether you value optimum availability by phone or the best sound, the innovative original BMW accessories will have the right solution for you. You'll always enjoy a good connection and custom entertainment, wherever your journey takes you.

CHARGING ACCESSORIES.

Regardless of where and how you want to charge your new BMW, original BMW charging accessories offer you tailor-made products and services. You can charge your BMW at any domestic socket using the BMW Flexible Fast Charger or, for even more convenience, at a BMW Wallbox from original BMW accessories; what's more, there's also a widespread network of public charging points available for when you're on the road. Innovative Connected Charging services show charging stations in your BMW's information display, for example, or enable you to easily start pre-conditioning your vehicle just using your smartphone.



M PERFORMANCE PARTS.

With M performance parts, you can experience BMW's motorsport DNA with fascinating intensity, even off the racetrack. A wide range of technical and visual components makes outstanding technology a visible and tangible experience. Exclusive materials and first-rate quality guarantee flawless dynamism. Experience inspiring maximum product performance: individual, expressive and uncompromising.

The availability of the equipment shown and described may vary on a market-specific basis. Your local BMW partner will be happy to advise you on the full range of original BMW accessories.

Discover the whole range of original BMW accessories and the BMW M performance parts product portfolio.



GENUINE BMW ACCESSORIES.



The BMW rear bicycle rack Pro 2.0 is lightweight yet sturdy and can carry up to 60 kg. Outstandingly easy to handle, it can transport two bicycles or e-bikes (can be extended to accommodate three bicycles). Its tilt function allows easy access to the luggage compartment at any time.



The perfectly fitted, durable BMW all-weather floor mats with a raised border and elegant design protect the front footwell against moisture and dirt. They are black and feature a high-quality stainless steel inlay.



The modern BMW roof box in black with titanium silver side panels has a storage capacity of 420 litres and is compatible with all BMW roof rack systems. Due to the fact that it can be opened from both sides and has triple central locking on each side it is convenient to load and lock for theft protection.



19" BMW light alloy wheels Double-spoke style 793 in Bicolor Night Gold, gloss-lathed. Summer complete wheel set with tyre pressure monitor and run-flat tyres.

The availability of some equipment features, functions and digital services depends on engine versions or additional optional equipment. The offer structure as well as market and production availability may vary.

For detailed information about availabilities, duration and costs, contact your local BMW authorised workshop.

GENUINE BMW ACCESSORIES. M VEHICLES.



Design that inspires: The M Performance front splitter made of carbon fibre distinctively emphasises the dynamic exclusive appearance of the vehicle.



Show your style: the frame of the M Performance kidney grille is made of premium carbon fibre. For an especially elegant, sporty and individual look.



The M Performance rear diffuser from carbon creates an even more modern appearance and enhances the vehicle's sporty look.



The striking carbon-fibre exterior mirror caps underscore the vehicle's high-tech pedigree, adding an individual athletic touch.



Because little details make a big difference: the M Performance centre armrest from Alcantara adds the finishing touch to the cockpit's exclusive motorsport look.



The M Performance carbon fibre rear spoiler enhances the car's premium-quality, dynamic appearance and ensures optimised aerodynamics.



19" M Performance light alloy wheel Y-spoke style 898 M in Frozen Gunmetal Grey. Winter wheel with tyre, front, with tyre pressure monitor and emergency running properties.



20" M Performance forged wheels Y-spoke style 795 M in Jet Black matt. Summer complete wheel set with tyre pressure monitor and run-flat tyres.

The availability of some equipment features, functions and digital services depends on engine versions or additional optional equipment. The offer structure as well as market and production availability may vary.

For detailed information about availabilities, duration and costs, contact your local BMW authorised workshop.

TECHNICAL VALUES.

BMW 3 Series		318i	320i	320i xDrive	330i	330i xDrive	318d ¹⁰	320d ¹⁰
Complete vehicle drive system ²								
Drive type		Petrol	Petrol	Petrol	Petrol	Petrol	Diesel – 48-volt mild hybrid	Diesel – 48-volt mild hybrid
Power	kW (hp)	115 (156)	135 (184)	135 (184)	180 (245)	180 (245)	110 (150)	140 (190)
Torque	Nm	250	300	300	400	400	320	400
Transmission		8-speed, automatic	8-speed, automatic	8-speed, automatic	8-speed, automatic	8-speed, automatic	8-speed, automatic	8-speed, automatic
Drive type		Rear-wheel drive	Rear-wheel drive	All-wheel drive	Rear-wheel drive	All-wheel drive	Rear-wheel drive	Rear-wheel drive
BMW TwinPower Turbo engine ²								
Cylinders		4	4	4	4	4	4	4
Capacity	cm³	1998	1998	1998	1998	1998	1995	1995
Rated output	kW (hp)/rpm	115 (156) / 4500 – 6500	135 (184) / 5000 – 6500	135 (184) / 5000 – 6500	180 (245) / 4500 – 6500	180 (245) / 4500 – 6500	110 (150) / 4000	140 (190) / 4000
Rated torque	Nm/rpm	250 / 1300 – 4300	300 / 1350 – 4000	300 / 1350 – 4000	400 / 1600 – 4000	400 / 1600 – 4000	320 / 1500 – 3000	400 / 1750 – 2500
Electric motor ⁵								
(Nominal) output / 30 minutes output ⁷	kW (hp)	–	–	–	–	–	8 (11) / –	8 (11) / –
(Rated) torque	Nm	–	–	–	–	–	25	25
Driving performance								
Acceleration 0 – 100 km/h	s	8.6	7.4	7.7	5.9	5.7	8.3	6.9
Top speed	km/h	223	235	230	250	250	218	235
Top speed (electric)	km/h	–	–	–	–	–	–	–
Consumption / CO ₂ emissions ^{2,3}								
Fuel consumption, combined WLTP ⁸	l/100 km	7.2 – 6.4	7.2 – 6.4	7.6 – 6.8	7.3 – 6.6	7.8 – 7.0	5.5 – 4.8	5.5 – 4.8
CO ₂ emissions, combined WLTP	g/km	162 – 145	162 – 145	171 – 153	166 – 148	176 – 158	145 – 127	144 – 127
Consumption, electrical, combined WLTP	kWh/100 km	–	–	–	–	–	–	–
Electric range WLTP ⁴	km	–	–	–	–	–	–	–
High-voltage/48-volt battery, charging ⁹								
Battery size	kWh	–	–	–	–	–	0.46	0.46
Maximum charging power AC	kW	–	–	–	–	–	–	–
Charging time AC 0 – 100 %	h	–	–	–	–	–	–	–
Dimensions/weight								
Length / width / height	mm	4713 / 1827 / 1440	4713 / 1827 / 1440	4713 / 1827 / 1445	4713 / 1827 / 1440	4713 / 1827 / 1445	4713 / 1827 / 1440	4713 / 1827 / 1440
Wheelbase	mm	2851	2851	2851	2851	2851	2851	2851
Unladen weight ¹	kg	1575	1590	1655	1600	1670	1660	1670
Luggage capacity	l	480	480	480	480	480	480	480
Fuel tank capacity	l	59	59	59	59	59	59	59
Trailer load optionally braked ex works up to 12 % / trailer load	kg	1300 / 75	1600 / 75	1800 / 75	1600 / 75	1800 / 75	1600 / 75	1600 / 75

The figures for performance, consumption and CO₂ emissions refer to vehicles with standard transmission.

¹ The EC unladen weight refers to a vehicle with standard equipment and does not include any optional equipment. The unladen weight includes a 90 % full tank and a driver weight of 75 kg. Optional equipment may affect the weight of the vehicle, the payload and the top speed if the selected equipment has an impact on the vehicle's aerodynamics.

² Performance data of petrol engines applies to vehicles using RON 98 grade fuel. Fuel consumption data applies to vehicles using reference fuels in accordance with EU Regulation 2007/715. Unleaded RON 91 fuel and higher with a maximum ethanol content of 10 % (E10) may also be used. BMW recommends RON 95 unleaded premium grade fuel.

³ Official data for fuel consumption, CO₂ emissions, power consumption and electric range was determined in accordance with the prescribed measuring procedure and corresponds to European Regulation (EC) 715/2007 in the applicable version. For ranges, data determined as per WLTP takes into account any optional equipment (available on the German market in this case). For vehicles that have been newly type approved since 1 January 2021, only the official data according to WLTP exists. For more information about NEDC and WLTP measuring procedures visit www.bmw.com/wltp

⁴ Range depends on various factors, in particular: individual driving style, route characteristics, outside temperature, heating/air conditioning, pre-conditioning.

⁵ At temperatures below freezing, the fully electric drive system is only available after a few kilometres of driving, once the battery has heated to operational temperature.

⁶ Comprises engine driven (specified nominal value) and electric drive (up to specified nominal value).

⁷ Power depends on the battery charge.

⁸ For plug-in hybrid: weighted, combined (EC AC charge weighted).

⁹ Charging times/charging rate specified under optimal conditions (29 – 33 degrees Celsius battery start and ambient temperature with certification values excluding additional auxiliary consumers such as seat heating, displays, air-conditioning system).

¹⁰ This engine version is not available in all countries. For further information, please contact your local BMW authorised workshop.

TECHNICAL VALUES.

BMW 3 Series		320d xDrive ¹⁰	330d ¹⁰	330d xDrive ¹⁰	320e	330e	330e xDrive
Complete vehicle drive system ²							
Drive type		Diesel – 48-volt mild hybrid	Diesel – 48-volt mild hybrid	Diesel – 48-volt mild hybrid	Petrol – plug-in hybrid	Petrol – plug-in hybrid	Petrol – plug-in hybrid
Power	kW (hp)	140 (190)	210 (286)	210 (286)	150 (204) ^{6,7}	215 (292) ^{6,7}	215 (292) ^{6,7}
Torque	Nm	400	650	650	350 ⁶	420 ⁶	420 ⁶
Transmission		8-speed, automatic	8-speed, automatic	8-speed, automatic	8-speed, automatic	8-speed, automatic	8-speed, automatic
Drive type		All-wheel drive	Rear-wheel drive	All-wheel drive	Rear-wheel drive	Rear-wheel drive	All-wheel drive
BMW TwinPower Turbo engine ²							
Cylinders		4	6	6	4	4	4
Capacity	cm ³	1995	2993	2993	1998	1998	1998
Rated output	kW (hp)/rpm	140 (190) / 4000	210 (286) / 4000	210 (286) / 4000	120 (163) / 3900 – 6500	135 (184) / 5000 – 6500	135 (184) / 5000 – 6500
Rated torque	Nm/rpm	400 / 1750 – 2500	650 / 1500 – 2500	650 / 1500 – 2500	300 / 1350 – 3700	300 / 1350 – 4000	300 / 1350 – 4000
Electric motor ⁵							
(Nominal) output / 30 minutes output ⁷	kW (hp)	8 (11) / –	8 (11) / –	8 (11) / –	80 (109) / 55 (75)	80 (109) / 55 (75)	80 (109) / 55 (75)
(Rated) torque	Nm	25	25	25	265	265	265
Driving performance							
Acceleration 0 – 100 km/h	s	7.2	5.3	5.0	7.6	5.8	5.8
Top speed	km/h	228	250	250	225	230	230
Top speed (electric)	km/h	–	–	–	140	140	140
Consumption / CO ₂ emissions ^{2,3}							
Fuel consumption, combined WLTP ⁸	l/100 km	5.8 – 5.1	5.8 – 5.1	6.0 – 5.4	1.8 – 1.3	1.8 – 1.3	2.0 – 1.5
CO ₂ emissions, combined WLTP	g/km	153 – 135	152 – 135	158 – 141	40 – 29	40 – 30	45 – 33
Consumption, electrical, combined WLTP	kWh/100 km	–	–	–	17.7 – 15.8	17.9 – 16.0	18.7 – 16.6
Electric range WLTP ⁴	km	–	–	–	54 – 62	54 – 62	52 – 60
High-voltage/48-volt battery, charging ⁹							
Battery size	kWh	0.46	0.46	0.46	11.2	11.2	11.2
Maximum charging power AC	kW	–	–	–	3.7	3.7	3.7
Charging time AC 0 – 100 %	h	–	–	–	3.6	3.6	3.6
Dimensions/weight							
Length / width / height	mm	4713 / 1827 / 1445	4713 / 1827 / 1440	4714 / 1827 / 1440	4713 / 1827 / 1444	4713 / 1827 / 1444	4713 / 1827 / 1444
Wheelbase	mm	2851	2851	2851	2851	2851	2851
Unladen weight ¹	kg	1735	1785	1835	1845	1845	1900
Luggage capacity	l	480	480	480	375	375	375
Fuel tank capacity	l	59	59	59	40	40	40
Trailer load optionally braked ex works up to 12 % / trailer load	kg	1800 / 75	1800 / 75	1800 / 75	1500 / 75	1500 / 75	1500 / 75

The figures for performance, consumption and CO₂ emissions refer to vehicles with standard transmission.

¹ The EC unladen weight refers to a vehicle with standard equipment and does not include any optional equipment. The unladen weight includes a 90 % full tank and a driver weight of 75 kg. Optional equipment may affect the weight of the vehicle, the payload and the top speed if the selected equipment has an impact on the vehicle's aerodynamics.

² Performance data of petrol engines applies to vehicles using RON 98 grade fuel. Fuel consumption data applies to vehicles using reference fuels in accordance with EU Regulation 2007/715. Unleaded RON 91 fuel and higher with a maximum ethanol content of 10 % (E10) may also be used. BMW recommends RON 95 unleaded premium grade fuel.

³ Official data for fuel consumption, CO₂ emissions, power consumption and electric range was determined in accordance with the prescribed measuring procedure and corresponds to European Regulation (EC) 715/2007 in the applicable version. For ranges, data determined as per WLTP takes into account any optional equipment (available on the German market in this case). For vehicles that have been newly type approved since 1 January 2021, only the official data according to WLTP exists. For more information about NEDC and WLTP measuring procedures visit www.bmw.com/wltp

⁴ Range depends on various factors, in particular: individual driving style, route characteristics, outside temperature, heating/air conditioning, pre-conditioning.

⁵ At temperatures below freezing, the fully electric drive system is only available after a few kilometres of driving, once the battery has heated to operational temperature.

⁶ Comprises engine driven (specified nominal value) and electric drive (up to specified nominal value).

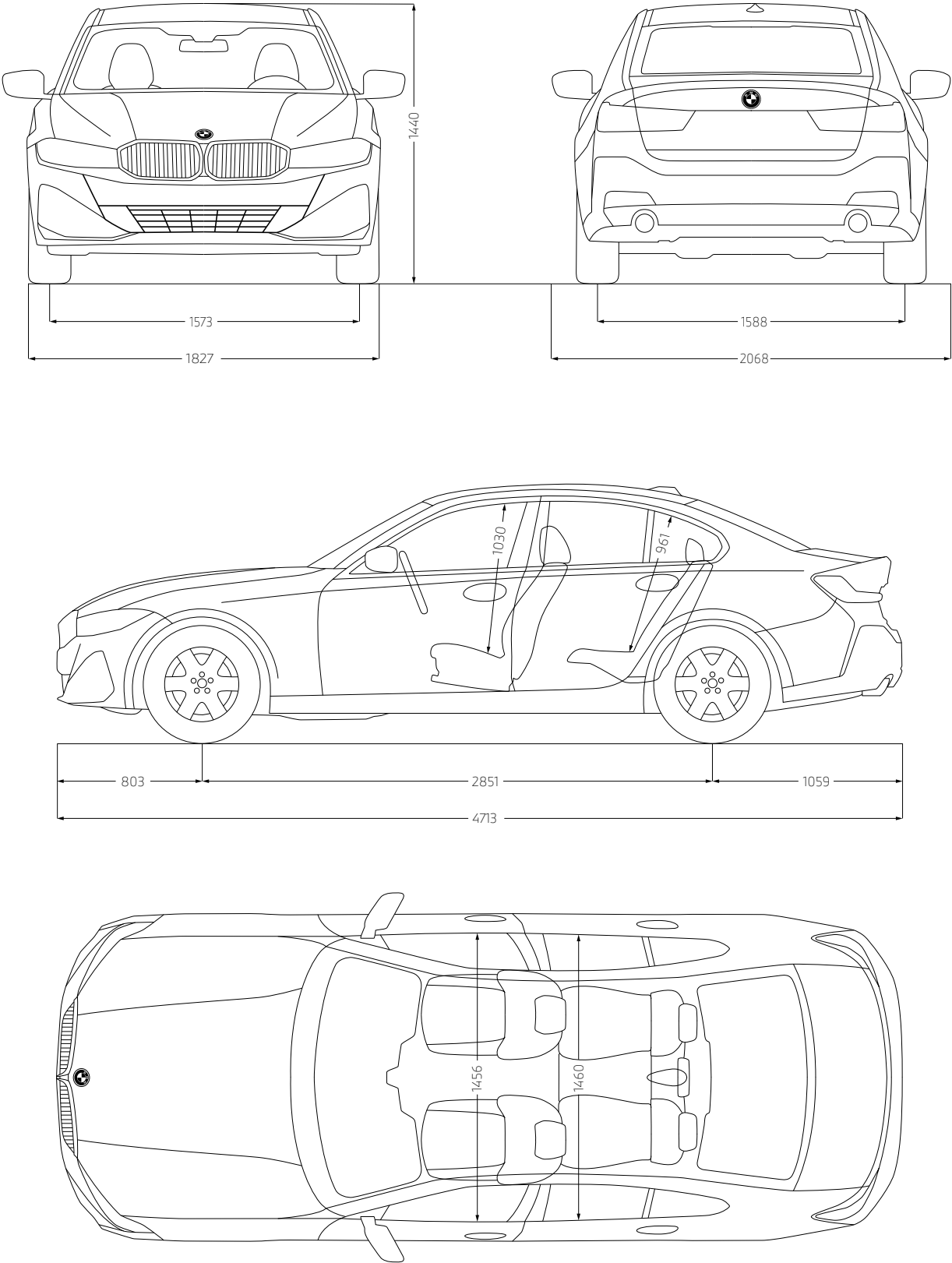
⁷ Power depends on the battery charge.

⁸ For plug-in hybrid: weighted, combined (EC AC charge weighted).

⁹ Charging times/charging rate specified under optimal conditions (29 – 33 degrees Celsius battery start and ambient temperature with certification values excluding additional auxiliary consumers such as seat heating, displays, air-conditioning system).

¹⁰ This engine version is not available in all countries. For further information, please contact your local BMW authorised workshop.

TECHNICAL VALUES.



The dimensions in the technical drawing are in millimetres and may vary depending on the model and optional equipment.



TECHNICAL VALUES.

BMW serii 3		M340i xDrive ⁹	M340d xDrive ⁹
Complete vehicle drive system ²			
Drive type		Petrol – 48-volt mild hybrid	Diesel – 48-volt mild hybrid
Power	kW (hp)	275 (374)	250 (340)
Torque	Nm	500	700
Transmission		8-speed, automatic	8-speed, automatic
Drive type		All-wheel drive	All-wheel drive
BMW TwinPower Turbo engine ²			
Cylinders		6	6
Capacity	cm ³	2998	2993
Rated output	kW (hp)/rpm	275 (374)/5500 – 6500	250 (340)/4400
Rated torque	Nm/rpm	500/1900 – 5000	700/1750 – 2250
Electric motor ⁵			
(Nominal) output / 30 minutes output ⁶	kW (hp)	8 (11) / –	8 (11) / –
(Rated) torque	Nm	25	25
Driving performance			
Acceleration 0 – 100 km/h	s	4.4	4.6
Top speed	km/h	250	250
Top speed (electric)	km/h	–	–
Consumption / CO ₂ emissions ^{2,3}			
Fuel consumption, combined WLTP ⁷	l/100 km	8.5 – 7.8	6.4 – 5.9
CO ₂ emissions, combined WLTP	g/km	192 – 177	168 – 154
Consumption, electrical, combined WLTP	kWh/100 km	–	–
Electric range WLTP ⁴	km	–	–
High-voltage/48-volt battery, charging ⁸			
Battery size	kWh	0.46	0.46
Maximum charging power AC / DC	kW	–	–
Charging time AC 0 – 100 %	h	–	–
Dimensions/weight			
Length/width/height	mm	4713 / 1827 / 1440	4713 / 1827 / 1445
Wheelbase	mm	2851	2851
Unladen weight ¹	kg	1800	1875
Luggage capacity	l	480	480
Fuel tank capacity	l	59	59
Trailer load optionally braked ex works up to 12 % / trailer load	kg	1800 / 75	1800 / 75

The figures for performance, consumption and CO₂ emissions refer to vehicles with standard transmission.

¹ The EC unladen weight refers to a vehicle with standard equipment and does not include any optional equipment. The unladen weight includes a 90 % full tank and a driver weight of 75 kg. Optional equipment may affect the weight of the vehicle, the payload and the top speed if the selected equipment has an impact on the vehicle's aerodynamics.

² Performance data of petrol engines applies to vehicles using RON 98 grade fuel. Fuel consumption data applies to vehicles using reference fuels in accordance with EU Regulation 2007/715. Unleaded RON 91 fuel and higher with a maximum ethanol content of 10% (E10) may also be used. BMW recommends RON 95 unleaded premium grade fuel.

³ Official data for fuel consumption, CO₂ emissions, power consumption and electric range was determined in accordance with the prescribed measuring procedure and corresponds to European Regulation (EC) 715/2007 in the applicable version. For ranges, data determined as per WLTP takes into account any optional equipment (available on the German market in this case). For vehicles that have been newly type approved since 1 January 2021, only the official data according to WLTP exists. For more information about NEDC and WLTP measuring procedures visit www.bmw.com/wltp

⁴ Range depends on various factors, in particular: individual driving style, route characteristics, outside temperature, heating/air conditioning, pre-conditioning.

⁵ At temperatures below freezing, the fully electric drive system is only available after a few kilometres of driving, once the battery has heated to operational temperature.

⁶ Power depends on the battery charge.

⁷ For plug-in hybrid: weighted, combined (EC AC charge weighted).

⁸ Charging times/charging rate specified under optimal conditions (29 – 33 degrees Celsius battery start and ambient temperature with certification values excluding additional auxiliary consumers such as seat heating, displays, air-conditioning system).

⁹ This engine version is not available in all countries. For further information, please contact your local BMW authorised workshop.





BMW SERVICE.



Always there for you: Your BMW Service Partner is there for helpful, expert support for everything to do with your BMW. Our aim is to make every journey in your BMW as pleasant as possible. A major worldwide network of workshops offers premium service from BMW specialists, innovative diagnostic technologies, and rapid availability of precisely fitting original BMW parts as well as original BMW engine oil. There are many great reasons to choose services from BMW, but there's one that really stands out: that driving pleasure that sets your BMW apart from the crowd will be yours to enjoy for many years to come with BMW Service.

WHEREVER, WHENEVER: OUR COMPREHENSIVE SERVICE.

Many BMW services can be easily booked and tracked online – so you can use your time for the really important things in life. Stay independent and flexible with online appointments and remote services. Take advantage of our innovative digital products and services such as online video advice, and get all the relevant information on your smartphone. And if you don't want to stop but have no choice, our BMW Breakdown and Accident Assistance service will help.



SUSTAINABILITY.



The BMW Group has been finishing at the top end of independent ratings and rankings that assess sustainability for a long time. These successes and increasing challenges in protecting the world we live in encourage us to embed sustainability as a key aspect in our corporate strategy. The development of efficient vehicle concepts, the establishment of eco-friendly production processes and the implementation of sustainable processes at our suppliers is part of our philosophy. Efficiency-enhancing technologies such as BMW EfficientDynamics and consistent electrification have enabled us to cut the CO₂ emissions of our

fleet of vehicles in Europe by 50 % between 1995 and 2020. In addition, between 2006 and 2020 we have reduced the consumption of water by 31 % and the consumption of energy in production by 38 %. Our plants worldwide use green electricity only. Since 2021 our plants have even been producing completely carbon neutrally. And, of course, each of our vehicles is designed for easy or economical recycling after its long-running life. Please contact your BMW partner on all matters regarding your end-of-life vehicle. For more information on this issue please visit our website.




DRIVING YOURSELF IS FUN.

SOME THINGS YOU SIMPLY HAVE TO EXPERIENCE FOR YOURSELF – LIKE THE NEW BMW 3 SERIES. STUNNINGLY SPORTY HANDLING, FLEXIBLE EVERYDAY SUITABILITY, FASCINATING DESIGN: BOOK A TEST DRIVE NOW AND DISCOVER THE NEW BMW 3 SERIES!



NOTE

Or doodles.



Of course, each vehicle is designed for economical recycling after its long-running life. You can find more information regarding your end-of-life vehicle on our website [**www.bmw.de/recycling**](https://www.bmw.de/recycling)

© BMW AG, Munich, Germany. Not to be reproduced wholly or in part without prior written permission of BMW AG, Munich.

411 003 264 20 1 2023 CB.